


SIGN	DATE	DESCRIPTION	APPROVER

THIS IS CAD DRAWING, DO NOT REVISE MANUALLY!!!



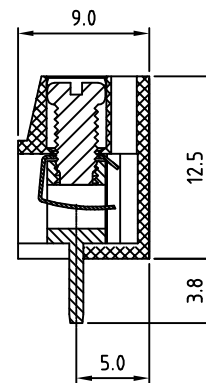
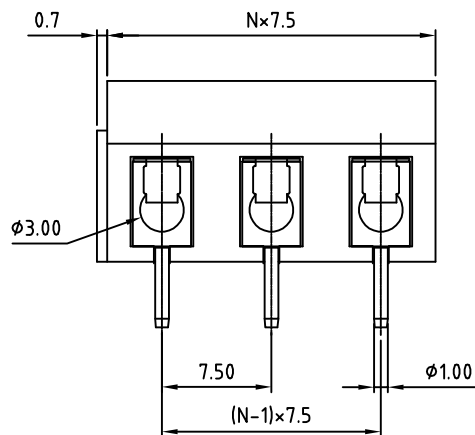
Material

- Terminal body
- (metal housing): Brass(CuZn)
- Terminal screw: Steel Zinc plating "-" slot type
- Wire guard: Stainless steel
- Surface of solder tail: Tin plated
- Insulator (housing): Thermoplastic (UL94V-0)

Electrical

- Voltage rating: 250VAC
- Current rating: 16A
- Wire range:
 - Solid wire(AWG): 14-22
 - Stranded wire(AWG): 14-22
- Torque: 3.5Lb-In
- Screw: M3
- Wire strip length: 6-7mm
- Withstanding Voltage: 1.5KV/1.5KV/2KV
- Operating temperature: -30°C to +105°C
- Soldering temperature: 250°C±10°C/5 Sec
- Safety approval:

RoHS Compliant



N=Number of poles

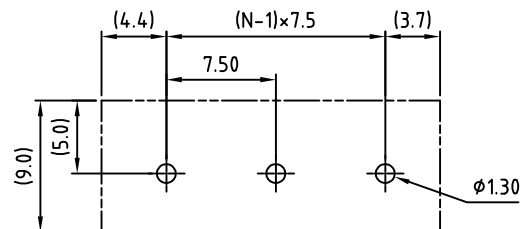
PART NUMBER:

OSTTAXX2161

No. of Poles
 02 2 Poles
 03 3 Poles
 ...
 24 24 Poles

COLOR
 0: Black
 5: Green
 6: Blue (Standard)
 8: Grey

P.C.B LAYOUT



THESE DRAWINGS AND SPECIFICATIONS ARE THE PROPERTY OF ON-SHORE TECHNOLOGY, INC. AND SHALL NOT BE REPRODUCED, COPIED OR USED IN ANY MANNER WITHOUT THE PRIOR WRITTEN CONSENT OF ON-SHORE TECHNOLOGY, INC.



TITLE		OSTTA - 7.5mm series			
PART NO.	OSTTAXX2161	DWG NO.	OSTTAXX2161.DWG		
APPROVED	CHECKED	DESIGNED	DRAWN	CUST NO.	Tolerance
Shi Jun 2006.10.19	Marvin 2006.10.19	Marvin 2006.10.19	Marvin 2006.10.19		X. ±0.50 X.X ±0.30 X.XX ±0.10 X° ±1°
				SHEET: 01/01	UNIT: mm SCALE: NONE REV.: D