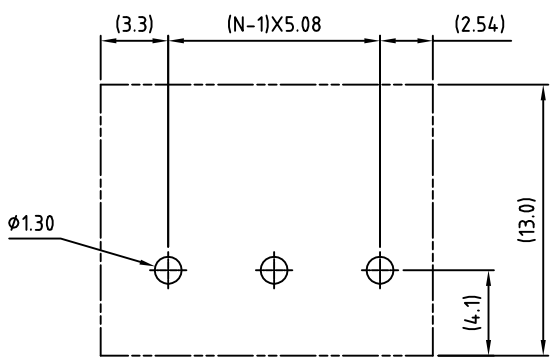
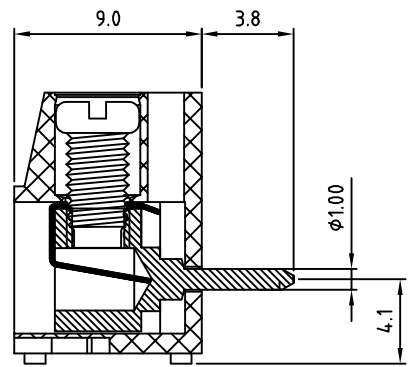
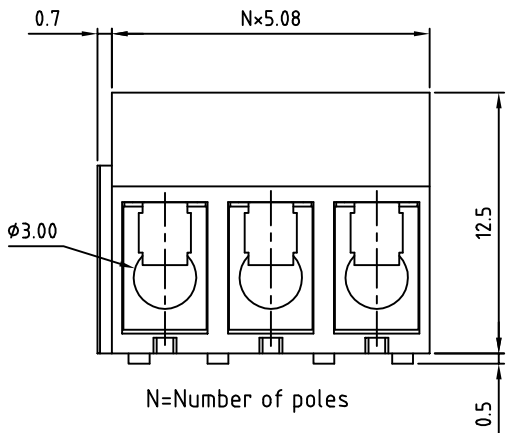
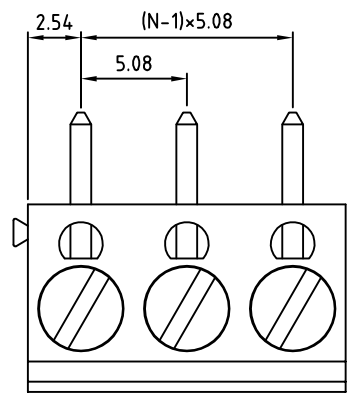


SIGN	DATE	DESCRIPTION	APPROVER
		<i>THIS IS CAD DRAWING, DO NOT REVISE MANUALLY!!!</i>	



Material

- Terminal body (metal housing): Brass(CuZn)
- Terminal screw: Steel Zinc plating "-" slot type
- Wire guard: Stainless steel
- Surface of solder tail: Tin plated
- Insulator (housing): Thermoplastic (UL94V-0)

Electrical

- Voltage rating: 250VAC
- Current rating: 15A
- Wire range:
 - Solid wire(AWG): 14-22
 - Stranded wire(AWG): 14-22
- Torque: 3.5Lb-In
- Screw: M3
- Wire strip length: 6-7mm
- Withstanding Voltage: 1.6KV
- Operating temperature: -30°C to +105°C
- Soldering temperature: 250°C±10°C/5 Sec
- Safety Approval: US

RoHS Compliant

PART NUMBER:

OSTTBXX2161

- | | |
|--|--|
| No. of Poles
02 2 Poles
03 3 Poles
...
24 24 Poles | COLOR
0: Black
5: Green
6: Blue (Standard)
8: Grey |
|--|--|



THESE DRAWINGS AND SPECIFICATIONS ARE THE PROPERTY OF ON-SHORE TECHNOLOGY, INC. AND SHALL NOT BE REPRODUCED, COPIED OR USED IN ANY MANNER WITHOUT THE PRIOR WRITTEN CONSENT OF ON-SHORE TECHNOLOGY, INC.

TITLE		OSTTB 5.08 series 1-interlock	
PART NO.	OSTTBXX2161	DWG NO.	OSTTBXX2161.DWG
APPROVED	CHECKED	DESIGNED	DRAWN
	Marvin 2006.02.11	Marvin 2006.02.11	Marvin 2006.02.11
		CUST NO.	
		Tolerance	
		X. ±0.50	
		X.X ±0.30	
		X.XX ±0.10	
		X° ±1°	
SHEET: 01/01		REV: C	