SIGN	DATE	DESCRIPTION	APPROVER

THIS IS CAD DRAWING, DO NOT REVISE MANUALLY!!!

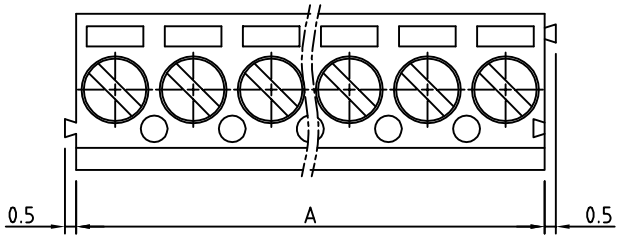

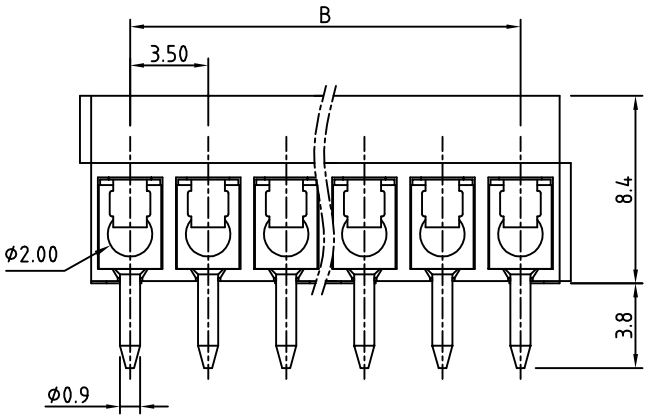

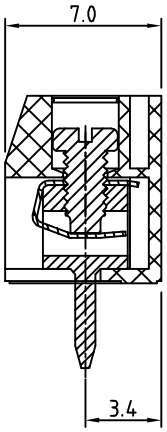

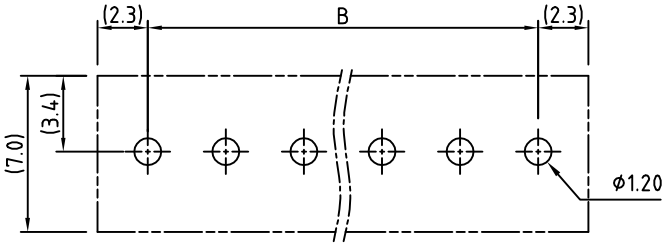

P.C.B. LAYOUT

Material:

- Terminal body
- (metal housing): Brass(CuZn)
- Terminal screw: Steel Plated Zinc
- Wire guard: Stainless steel
- Surface of solder tail: Tin plated
- Insulator(housing): Thermoplastic (UL94V-0)

Electrical:	UL	CSA
Voltage rating:	125V	125V
Current rating:	10A	10A
Wire range:		
Solid wire(AWG):	16-26	16-26
Stranded wire(AWG):	16-26	16-26
Torque:	1.7Lb-In	4 Kgf.cm
Screw:	M2	
Wire strip length:	5-6mm	
Withstanding Voltage:	1.25 KV	1.25 KV
Operating temperature:	-30°C to +105°C	
Soldering temperature:	245°C±10°C/5 Sec	
Safety Approval:		

RoHS Compliant

PART NUMBER

OSTTEXX0164

No. of Poles
- 02: 2 Poles
- 03: 3 Poles
- ...
- 24 24 Poles

COLOR
- 0: Black
- 5: Green
- 6: Blue (Standard)
- 8: Grey

POLE		2	3	4	5	6	7	8	9	10	11	12
A		7.00	10.50	14.00	17.50	21.00	24.50	28.00	31.50	35.00	38.50	42.00
B		3.50	7.00	10.50	14.00	17.50	21.00	24.50	28.00	31.50	35.00	38.50
Tol.		±0.10					±0.15					
POLE	13	14	15	16	17	18	19	20	21	22	23	24
A	45.50	49.00	52.50	56.00	59.50	63.00	66.50	70.00	73.50	77.00	80.50	84.00
B	42.00	45.50	49.00	52.50	56.00	59.50	63.00	66.50	70.00	73.50	77.00	80.50
Tol.		±0.20					±0.30					

ON-SHORE TECHNOLOGY, INC.

TITLE	OSTTE 3.5mm Solid block series "-" Screw					
PART NO.	OSTTEXX0164			DWG NO.	OSTTEXX0164.DWG	
APPROVED	CHECKED	DESIGNED	DRAWN	CUST NO.		Tolerance
		Tony 2007.12.12	Tony 2007.12.12		UNIT: mm	X. ±0.50
					SCALE: NONE	X.X ±0.30
				SHEET: 01/01	REV.: B	X.XX ±0.10
						X° ±1°