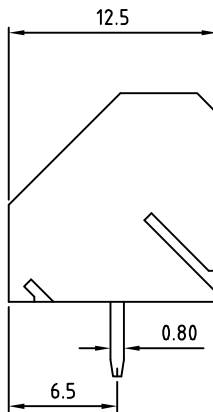
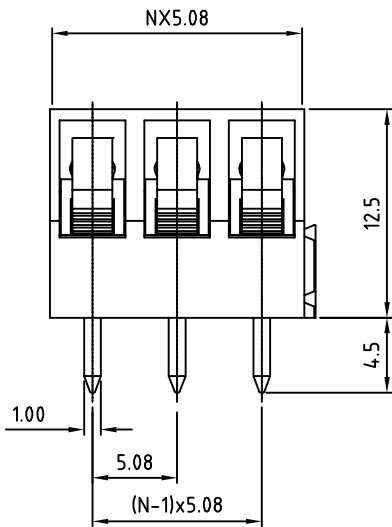
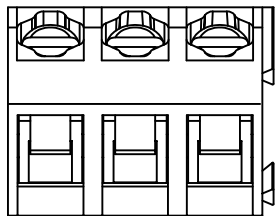


SIGN	DATE	DESCRIPTION	APPROVER
		Standard spec is changed	
<i>THIS IS CAD DRAWING, DO NOT REVISE MANUALLY!!!</i>			



Material

- Terminal body
- (metal housing): Brass(CuZn)
- Terminal screw: Steel Zinc plating "-" slot type
- Contacts: Brass
- Insulator (housing): Thermoplastic (UL94V-0)

Electrical

- Voltage rating: 300VAC
- Current rating: 15A
- Wire range:
 - Solid wire(AWG): 12-24
 - Stranded wire(AWG): 12-24
- Torque(Lb-In): 3.5
- Screw: M2.5
- Wire strip length: 6-7mm
- Withstanding Voltage: 1.6KV
- Operating temperature: -30°C to +105°C
- Soldering temperature: 250°C±10°C/5 Sec
- Safety Approval:

PART NUMBER:

OSTTGXX5160B

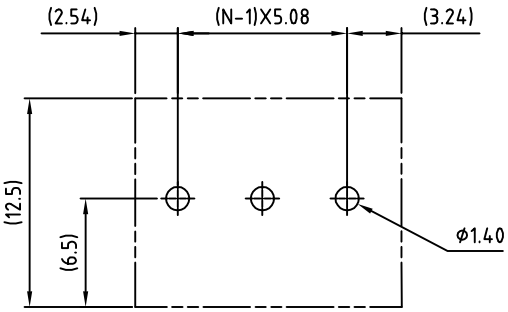
No. of Poles
 02 2 Poles
 03 3 Poles

 24 24 Poles

COLOR
 0: Black
 5: Green
 6: Blue (Standard)
 8: Grey

N=Number of contacts

P.C.B LAYOUT



THESE DRAWINGS AND SPECIFICATIONS ARE THE PROPERTY OF ON-SHORE TECHNOLOGY, INC. AND SHALL NOT BE REPRODUCED, COPIED OR USED IN ANY MANNER WITHOUT THE PRIOR WRITTEN CONSENT OF ON-SHORE TECHNOLOGY, INC.



TITLE		OSTTG 5.08mm Series Long Interlock	
PART NO.	OSTTGXX5160B	DWG NO.	OSTTGXX5160B.DWG
APPROVED	CHECKED	DESIGNED	DRAWN
Shi Jun 2006.10.20	Shi Jun 2006.10.20	xionghaitao 2006.10.20	xionghaitao 2006.10.20
SHEET: 01/01		Tolerance	
		UNIT: mm	X. ±0.50
		SCALE: NONE	X.X ±0.30
		REV: D	X.XX ±0.10
			X° ±1°