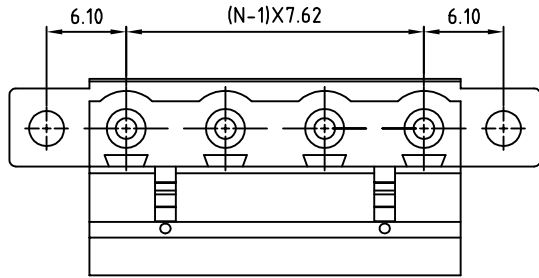
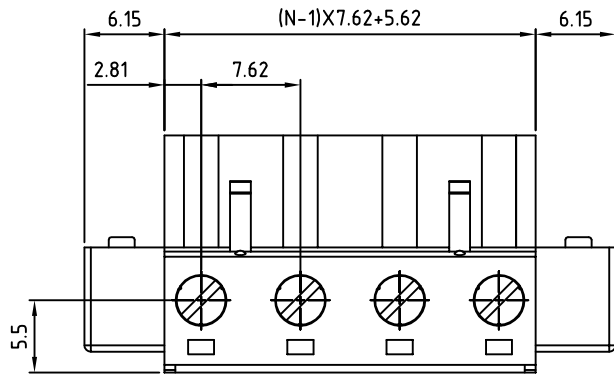


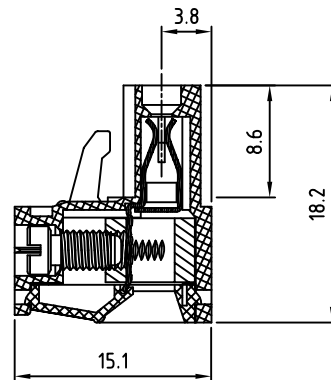
SIGN	DATE	DESCRIPTION	APPROVER
THIS IS CAD DRAWING, DO NOT REVISE MANUALLY!!!			



N=Number of poles




N=Number of poles



Material

- Terminal body (metal housing): Brass(CuZn)
- Terminal screw: Steel Zinc plating "-" slot type
- Wire guard: PhBz ,Tin plated
- With flange screw : steel M2.5
- Insulator (housing): Thermoplastic (UL94V-0)

Electrical cULus

- Voltage rating: 300VAC
- Current rating: 20A
- Wire range: Solid wire(AWG): 12-24 Stranded wire(AWG): 12-24
- Torque: 5Lb-In
- Screw: M3
- Wire strip length: 7-8mm
- Withstanding Voltage: 1.6KV
- Operating temperature: -30°C to +105°C
- Safety Approval: 

RoHS Compliant

PART NUMBER:

OSTTJXX0152

No. of Poles

- 02 2 Poles
- 03 3 Poles
-
- 16 16 Poles

COLOR

- 0: Black
- 5: Green (Standard)
- 6: Blue
- 8: Grey



THESE DRAWINGS AND SPECIFICATIONS ARE THE PROPERTY OF ON-SHORE TECHNOLOGY, INC. AND SHALL NOT BE REPRODUCED, COPIED OR USED IN ANY MANNER WITHOUT THE PRIOR WRITTEN CONSENT OF ON-SHORE TECHNOLOGY, INC.

TITLE		OSTTJ-7.62mm Series with flange 2p-16p				
PART NO.	OSTTJXX0152	DWG NO.	OSTTJXX0152.DWG			
APPROVED	CHECKED	DESIGNED	DRAWN	CUST NO.	Tolerance	
Shi Jun 2006.10.24	Marvin 2006.01.20	Marvin 2006.01.20	Marvin 2006.01.20		X.	±0.50
					X.X	±0.30
					X.XX	±0.10
					X°	±1°
				SHEET: 01/01	UNIT: mm	
					SCALE: NONE	
					REV: C	