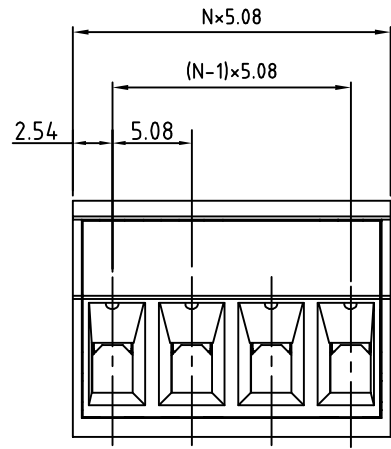
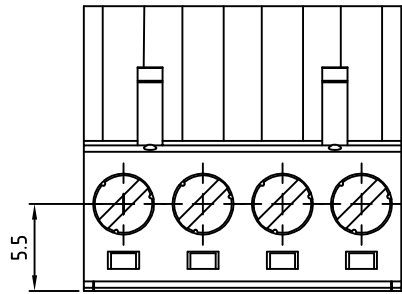
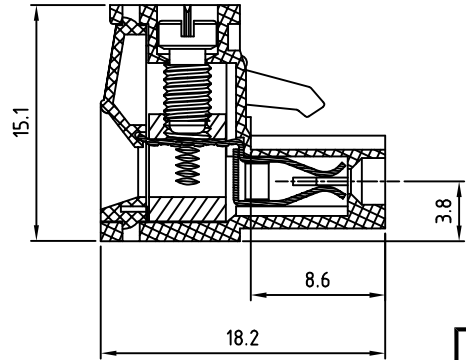


SIGN	DATE	DESCRIPTION	APPROVER

THIS IS CAD DRAWING, DO NOT REVISE MANUALLY!!!



N=Number of poles



**Material**

- Terminal body  
(metal housing): Brass(CuZn)
- Terminal screw: Steel Zinc plating "-" slot type
- Wire guard: PhBz ,Tin plated
- Insulator (housing): Thermoplastic (UL94V-0)

**Electrical** cULus / CSA/VDE / TUV

- Voltage rating: 300V/250V/300V/300V
- Current rating: 20A/15A/20A/20A
- Wire range: 2.5mm<sup>2</sup>/ 0.34-2.5mm<sup>2</sup>  
Solid wire(AWG): 12-24/14-22  
Stranded wire(AWG): 12-24/14-22
- Torque: 5Lb-In/5kgf.cm/0.5N.m/0.56N.m
- Screw: M3
- Wire strip length: 7-8mm
- Withstanding Voltage: 1.6KV/1.5KV/2.5KV/2.5KV
- Operating temperature: -30°C to +105°C
- Safety Approval:

RoHS Compliant

PART NUMBER:

OSTTJXX5153

No. of Poles  
02 2 Poles  
03 3 Poles  
...  
24 24 Poles

COLOR  
0: Black  
5: Green (Standard)  
6: Blue  
8: Grey



THESE DRAWINGS AND SPECIFICATIONS ARE THE PROPERTY OF ON-SHORE TECHNOLOGY, INC. AND SHALL NOT BE REPRODUCED, COPIED OR USED IN ANY MANNER WITHOUT THE PRIOR WRITTEN CONSENT OF ON-SHORE TECHNOLOGY, INC.

TITLE		OSTTJ - 5.08mm Series				
PART NO.	OSTTJXX5153	DWG NO.	OSTTJXX5153.DWG			
APPROVED	CHECKED	DESIGNED	DRAWN	CUST NO.	Tolerance	
Shi Jun 2006.10.23	Marvin 2006.10.23	Marvin 2006.10.23	Marvin 2006.10.23		X. ±0.50	
					UNIT: mm	X.X ±0.30
				SHEET: 01/01	SCALE: NONE	X.XX ±0.10
				REV.: E	X° ±1°	