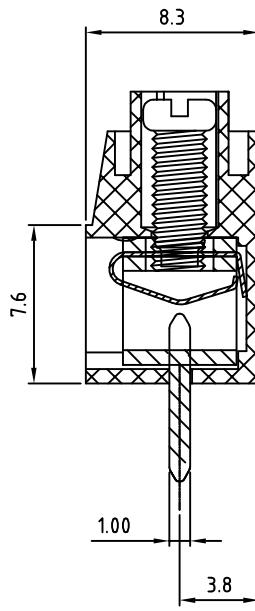
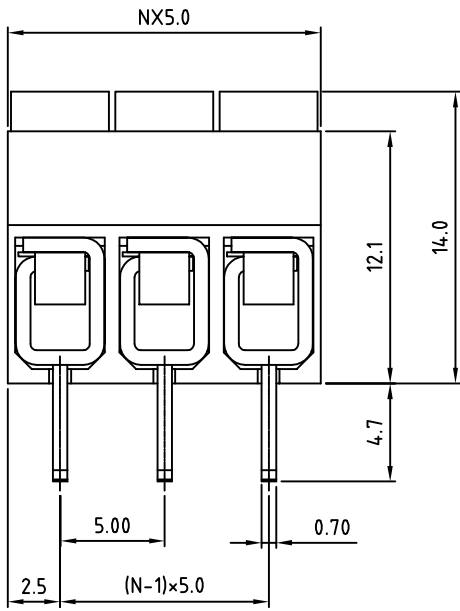



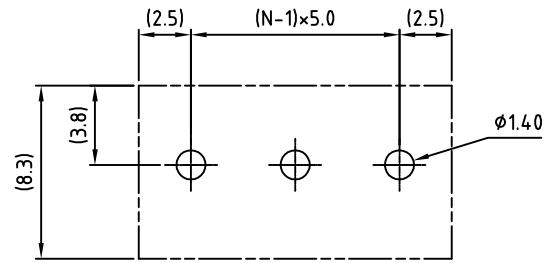
SIGN	DATE	DESCRIPTION	APPROVER

THIS IS CAD DRAWING, DO NOT REVISE MANUALLY!!!



N=Number of contacts

P.C.B LAYOUT



Material

- Terminal body
- (metal housing): Brass stamped
- Terminal screw: Steel Zinc plating "--" slot type
- Wire guard: Stainless steel
- Surface of solder tail: Tin plated
- Insulator (housing): Thermoplastic (UL94V-0)

Electrical UL / cUL

- Voltage rating: 300VAC/250VAC
- Current rating: 10A/15A
- Wire range:
 - Solid wire(AWG): 12-22/12-20
 - Stranded wire(AWG): 12-22/12-20
- Torque(Lb-In): 3.5
- Screw: M2.5
- Wire strip length: 6-7mm
- Withstanding Voltage: 1.6KV / 1.5KV
- Operating temperature: -30°C to +105°C
- Soldering temperature: 250°C±10°C/5 Sec
- Safety Approval:

RoHS Compliant

PART NUMBER:

OSTTKXX0580

No. of Poles	COLOR
02 2 Poles	0: Black
03 3 Poles	5: Green
...	6: Blue
24 24 Poles	8: Grey (Standard)



TITLE		OSTTK - 5.0mm series	
PART NO.	OSTTKXX0580	DWG NO.	OSTTKXX0580.DWG
APPROVED	CHECKED	DESIGNED	DRAWN
Shi Jun 2006.10.20	Marvin 2006.10.20	Marvin 2006.10.20	Marvin 2006.10.20
CUST NO.		Tolerance	
		UNIT: mm	X. ±0.50
		SCALE: NONE	X.X ±0.30
SHEET: 01/01		REV.: D	X.XX ±0.10
			X° ±1°

THESE DRAWINGS AND SPECIFICATIONS ARE THE PROPERTY OF ON-SHORE TECHNOLOGY, INC. AND SHALL NOT BE REPRODUCED, COPIED OR USED IN ANY MANNER WITHOUT THE PRIOR WRITTEN CONSENT OF ON-SHORE TECHNOLOGY, INC.