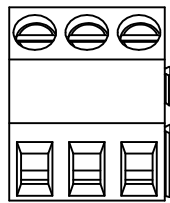


SIGN	DATE	DESCRIPTION	APPROVER


THIS IS CAD DRAWING, DO NOT REVISE MANUALLY!!!



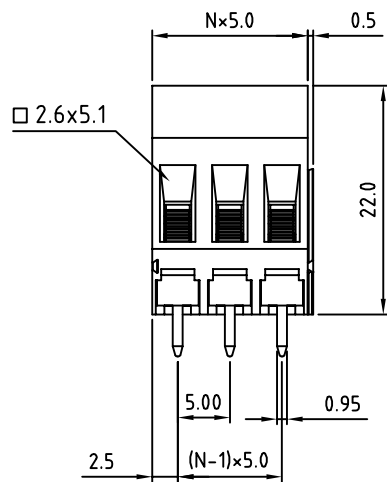
Material

- Terminal body
- (metal housing): Brass(CuZn)
- Terminal screw: Steel Zinc plating "-" slot type
- Contacts: Brass
- Surface of solder tail: Tin plated
- Insulator (housing): Thermoplastic (UL94V-0)

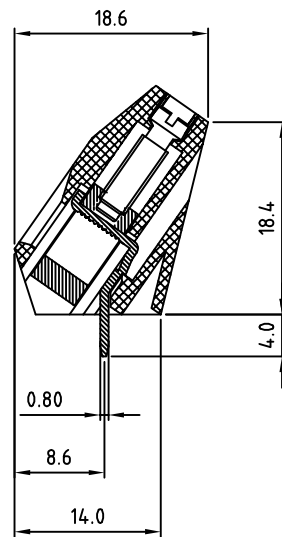
Electrical

- Voltage rating: 300VAC
- Current rating: 10A
- Wire range:
 - Solid wire(AWG): 12-24
 - Stranded wire(AWG): 12-24
- Torque(Lb-In): 3.5
- Screw: M3
- Wire strip length: 7-8mm
- Withstanding Voltage: 1.6KV
- Operating temperature: -30°C to +105°C
- Soldering temperature: 250°C±10°C/5 Sec
- Safety Approval: 

RoHS Compliant



N=Number of poles

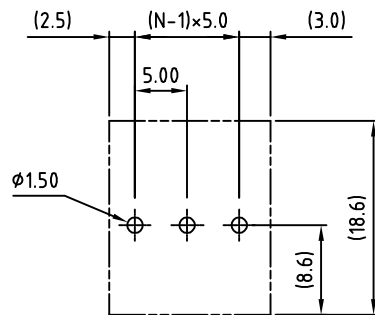


PART NUMBER:

OSTTPXX0180

No. of Poles	COLOR
02 2 Poles	0: Black
03 3 Poles	5: Green
... ..	6: Blue
24 24 Poles	8: Grey (Standard)

P.C.B LAYOUT



THESE DRAWINGS AND SPECIFICATIONS ARE THE PROPERTY OF ON-SHORE TECHNOLOGY, INC. AND SHALL NOT BE REPRODUCED, COPIED OR USED IN ANY MANNER WITHOUT THE PRIOR WRITTEN CONSENT OF ON-SHORE TECHNOLOGY, INC.



TITLE		OSTTP 5.0mm series		DWG NO.		OSTTPXX0180.DWG	
PART NO.		OSTTPXX0180		CUST NO.			
APPROVED	CHECKED	DESIGNED	DRAWN	Tolerance			
Shi Jun	Shi Jun	xionghaitao	xionghaitao	X. ±0.50			
2006.10.20	2006.10.20	2006.10.20	2006.10.20	X.X ±0.30			
				UNIT: mm		X.XX ±0.10	
				SCALE: NONE		X° ±1°	
				SHEET: 01/01		REV: D	