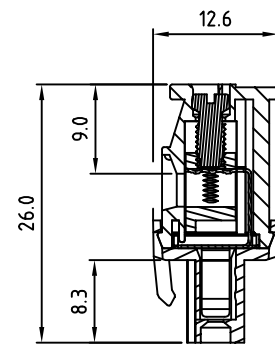
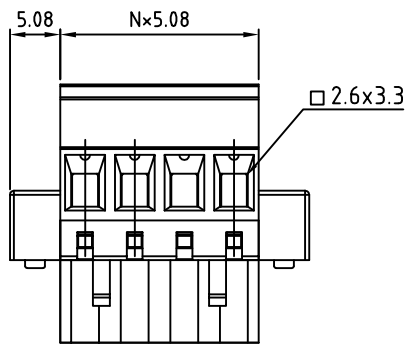
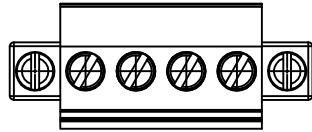
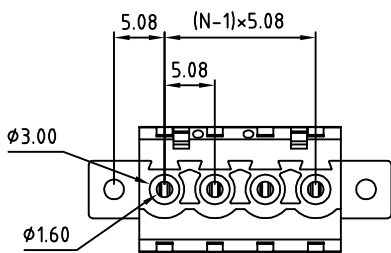


SIGN	DATE	DESCRIPTION	APPROVER
		<i>THIS IS CAD DRAWING, DO NOT REVISE MANUALLY!!!</i>	



N=Number of poles



**Material**

- Terminal body (metal housing): Brass(CuZn)
- Terminal screw: Steel Zinc plating "-" slot type
- With flange screw : steel M2.5
- Wire guard: PhBz Tin plated
- Insulator (housing): Thermoplastic (UL94V-0)

**Electrical** cULus /VDE / TUV

- Voltage rating: 300V /300V /300V
- Current rating: 15A /17A / 15A
- Wire range: 2.5mm<sup>2</sup>/0.34-2.5mm<sup>2</sup>
- Solid wire(AWG): 12-24
- Stranded wire(AWG): 12-24
- Torque: 3.5Lb-In / 0.5N.m /0.4N.m
- Screw: M3
- Wire strip length: 6-7mm
- Withstanding Voltage: 1.6KV / 2.5KV /2.5KV
- Operating temperature: -30° C to +105° C
- Safety approval: RoHS Compliant

PART NUMBER:

**OSTTSXX515C**

No. of Poles	COLOR
02 2 Poles	0: Black
03 3 Poles	5: Green (Standard)
... ..	6: Blue
24 24 Poles	8: Grey



THESE DRAWINGS AND SPECIFICATIONS ARE THE PROPERTY OF ON-SHORE TECHNOLOGY, INC. AND SHALL NOT BE REPRODUCED, COPIED OR USED IN ANY MANNER WITHOUT THE PRIOR WRITTEN CONSENT OF ON-SHORE TECHNOLOGY, INC.

TITLE		OSTTS-5.08mm Series (w/latching hooks on the wire entry side) with flange					
PART NO.	OSTTSXX515C			DWG NO.	OSTTSXX515C.DWG		
APPROVED	CHECKED	DESIGNED	DRAWN	CUST NO.	Tolerance		
Shi Jun 2006.10.25	Marvin 2005.10.25	Marvin 2005.10.25	Marvin 2005.10.25		UNIT: mm	X.	±0.50
				SHEET: 01/01	SCALE: NONE	X.X	±0.30
					REV: D	X.XX	±0.10
						X°	±1°