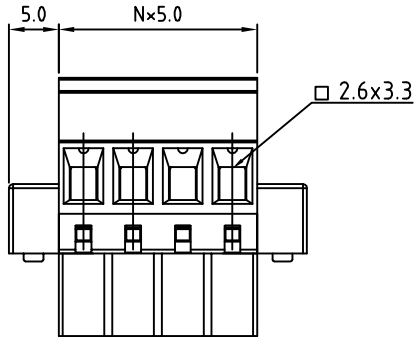
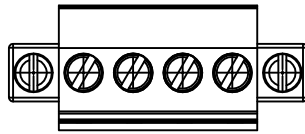
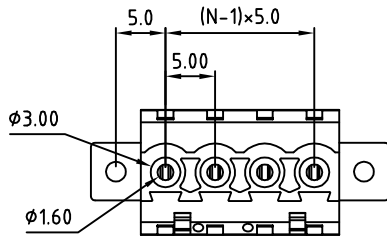
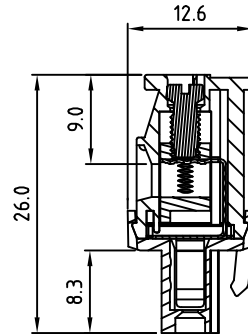


SIGN	DATE	DESCRIPTION	APPROVER
		THIS IS CAD DRAWING, DO NOT REVISE MANUALLY!!!	



N=Number of poles



Material

- Terminal body (metal housing): Brass(CuZn)
- Terminal screw: Steel Zinc plating "-" slot type
- With flange screw : steel M2.5
- Wire guard: PhBz Tin plated
- Insulator (housing): Thermoplastic (UL94V-0)

Electrical cULus /VDE / TUV

- Voltage rating: 300V /300V /300V
- Current rating: 15A /17A / 15A
- Wire range: 2.5mm²/0.34-2.5mm²
Solid wire(AWG): 12-24
Stranded wire(AWG): 12-24
- Torque: 3.5Lb-In / 0.5N.m /0.4N.m
- Screw: M3
- Wire strip length: 6-7mm
- Withstanding Voltage: 1.6KV / 2.5KV /2.5KV
- Operating temperature: -30° C to +105° C
- Safety approval: RoHS Compliant

PART NUMBER:

OSTTSXX715D

No. of Poles	COLOR
02 2 Poles	0: Black
03 3 Poles	5: Green (Standard)
... ..	6: Blue
24 24 Poles	8: Grey

THESE DRAWINGS AND SPECIFICATIONS ARE THE PROPERTY OF ON-SHORE TECHNOLOGY, INC. AND SHALL NOT BE REPRODUCED, COPIED OR USED IN ANY MANNER WITHOUT THE PRIOR WRITTEN CONSENT OF ON-SHORE TECHNOLOGY, INC.



TITLE		OSTTS-5.0mm Series(w/latching hooks on the back side) With flange						
PART NO.	OSTTSXX715D	DWG NO.	OSTTSXX715D.DWG					
APPROVED	CHECKED	DESIGNED	DRAWN	CUST NO.	Tolerance			
Shi Jun 2006.10.25	Marvin 2005.10.25	Marvin 2005.10.25	Marvin 2005.10.25		UNIT: mm	X.	±0.50	
					SCALE: NONE	X.X	±0.30	
SHEET: 01/01				REV: D	X.XX	±0.10	X°	±1°