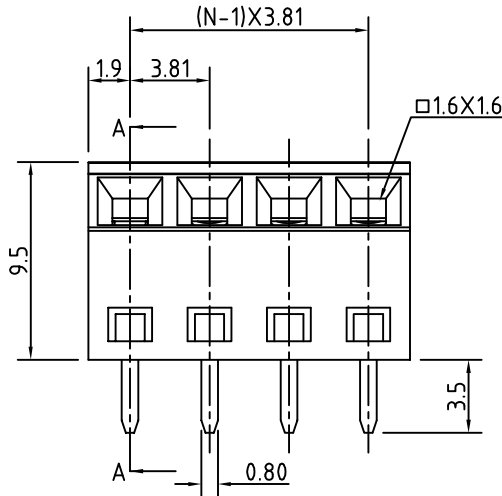
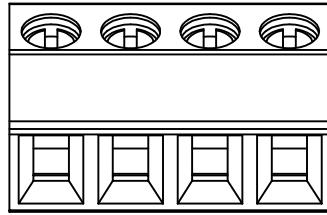



SIGN	DATE	DESCRIPTION	APPROVER

THIS IS CAD DRAWING, DO NOT REVISE MANUALLY!!!

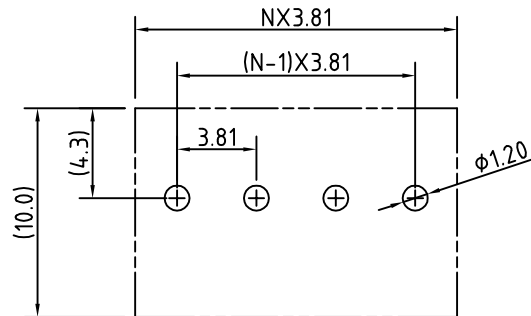


N=Number of contacts



SECTION A-A

P.C,B LAYOUT



Material

- Terminal body
- (metal housing): Brass(CuZn)
- Terminal screw: Steel Zinc plating "-" slot type
- Contacts: Brass
- Surface of solder tail: Tin plated
- Insulator (housing): Thermoplastic (UL94V-0)

Electrical

- Voltage rating: 300VAC
- Current rating: 10A
- Wire range:
 - Solid wire(AWG): 16-28
 - Stranded wire(AWG): 16-28
- Torque(Lb-In): 1.7
- Screw: M2
- Wire strip length: 6-7mm
- Withstanding Voltage: 1.6KV
- Operating temperature: -30°C to +105°C
- Soldering temperature: 250°C±10°C/5 Sec
- Safety Approval: US

RoHS Compliant

PART NUMBER:

OSTTVXX3150

No. of Poles	COLOR
02: 2 Poles	0: Black
03: 3 Poles	5: Green (Standard)
~: ~	6: Blue
24: 24 Poles	8: Grey



THESE DRAWINGS AND SPECIFICATIONS ARE THE PROPERTY OF ON-SHORE TECHNOLOGY, INC. AND SHALL NOT BE REPRODUCED, COPIED OR USED IN ANY MANNER WITHOUT THE PRIOR WRITTEN CONSENT OF ON-SHORE TECHNOLOGY, INC.

TITLE		OSTTV-3.81mm Series solid block 2p-24p			
PART NO.	OSTTVXX3150	DWG NO.	OSTTVXX3150.DWG		
APPROVED	CHECKED	DESIGNED	DRAWN	CUST NO.	Tolerance
Shi Jun 2006.10.21	Shi Jun 2006.10.21	xionghaitao 2006.10.21	xionghaitao 2006.10.21		X. ±0.50 X.X ±0.30 X.XX ±0.10 X° ±1°
				SHEET: 01/01	REV: D