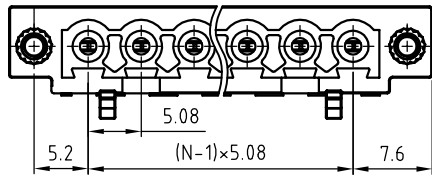
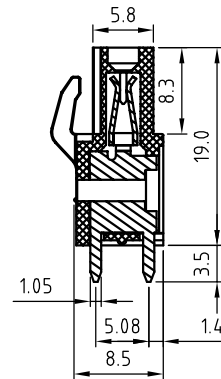
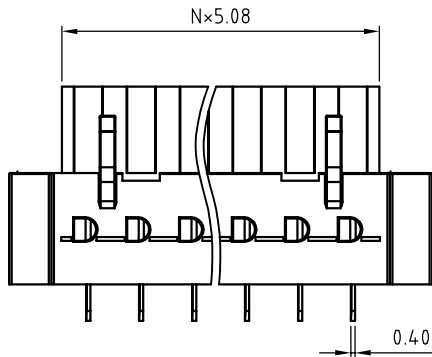


SIGN	DATE	DESCRIPTION	APPROVER
		<i>THIS IS CAD DRAWING, DO NOT REVISE MANUALLY!!!</i>	



N=Number of poles



**Material**

- Wire guard: PhBz(CuSn)
  - Surface of solder tail: Tin plated
  - With Flange Nut Brass M2.5
  - Insulator (housing): Thermoplastic (UL94V-0)
- Electrical**

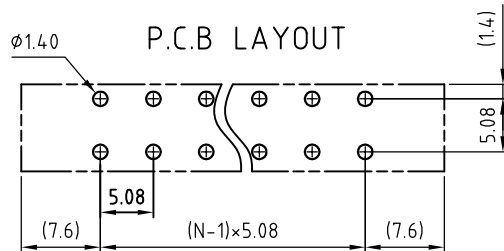
- Voltage rating: 300VAC
- Current rating: 20A
- Withstanding Voltage: 1.6kv
- Operating temperature: -30°C to +105°C
- Soldering temperature: 250°C±10°C/5 Sec
- Safety Approval: us

RoHS Compliant

PART NUMBER:

**OSTV7XX5250**

↓	↓
No. of Poles	COLOR
02 2 Pole	0: Black
03 3 Pole	5: Green (Standard)
... ..	6: Blue
24 24 Pole	8: Light Grey



THESE DRAWINGS AND SPECIFICATIONS ARE THE PROPERTY OF ON-SHORE TECHNOLOGY, INC. AND SHALL NOT BE REPRODUCED, COPIED OR USED IN ANY MANNER WITHOUT THE PRIOR WRITTEN CONSENT OF ON-SHORE TECHNOLOGY, INC.



TITLE: OSTV7 5.08mm Series W/F 180° Vertical 2P-24P							
PART NO. OSTV7XX5250		DWG NO. OSTV7XX5250.DWG					
APPROVED	CHECKED	DESIGNED	DRAWN	CUST NO.	Tolerance		
Shi Jun 2006.11.11	Shi Jun 2006.11.11	Tason 2006.11.11	Tason 2006.11.11		UNIT: mm	X.	±0.5
					SCALE: NONE	X.X	±0.3
					REV.: B	X.XX	±0.1
				SHEET: 01/01		X°	±1°