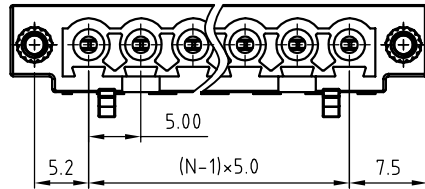
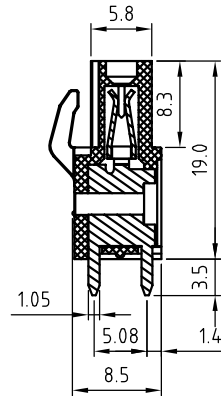
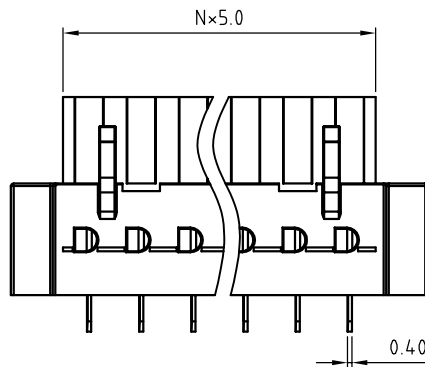


SIGN	DATE	DESCRIPTION	APPROVER
<i>THIS IS CAD DRAWING, DO NOT REVISE MANUALLY!!!</i>			



N=Number of poles



Material

- Wire guard: PhBz(CuSn)
- Surface of solder tail: Tin plated
- With Flange Nut Brass M2.5
- Insulator (housing): Thermoplastic (UL94V-0) Electrical

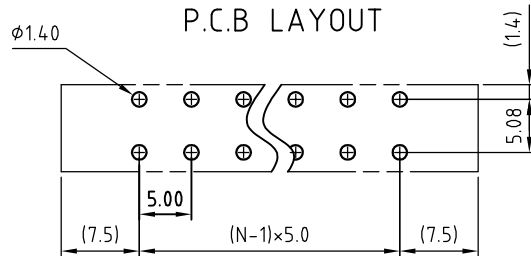
- Voltage rating: 300VAC
- Current rating: 10A
- Withstanding Voltage: 1.6kv
- Operating temperature: -30°C to +105°C
- Soldering temperature: 250°C±10°C/5 Sec

RoHS Compliant

PART NUMBER:

OSTV7XX7250

↓	↓
No. of Poles	COLOR
02 2 Pole	0: Black
03 3 Pole	5: Green (Standard)
... ..	6: Blue
24 24 Pole	8: Light Grey



THESE DRAWINGS AND SPECIFICATIONS ARE THE PROPERTY OF ON-SHORE TECHNOLOGY, INC. AND SHALL NOT BE REPRODUCED, COPIED OR USED IN ANY MANNER WITHOUT THE PRIOR WRITTEN CONSENT OF ON-SHORE TECHNOLOGY, INC.



TITLE		OSTV7 5.0mm Series W/F 180° Vertical 2P-24P			
PART NO.	OSTV7XX7250	DWG NO.	OSTV7XX7250.DWG		
APPROVED	CHECKED	DESIGNED	DRAWN	CUST NO.	Tolerance
Shi Jun 2006.11.11	Shi Jun 2006.11.11	Tason 04/03'06	Tason 04/03'06		X. ±0.5 X.X ±0.3 X.XX ±0.1 X° ±1°
				UNIT: mm	
				SCALE: NONE	
				REV.: B	
				SHEET: 01/01	