

THESE DRAWINGS AND SPECIFICATIONS ARE THE PROPERTY OF ON-SHORE TECHNOLOGY, INC. AND SHALL NOT BE REPRODUCED, COPIED OR USED IN ANY MANNER WITHOUT THE PRIOR WRITTEN CONSENT OF ON-SHORE TECHNOLOGY, INC.

SIGN	DATE	DESCRIPTION	APPROVER
		<b>THIS IS CAD DRAWING, DO NOT REVISE MANUALLY!!!</b>	

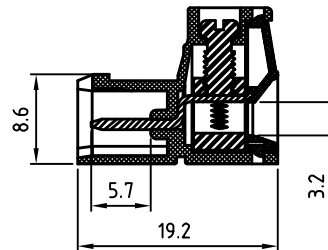
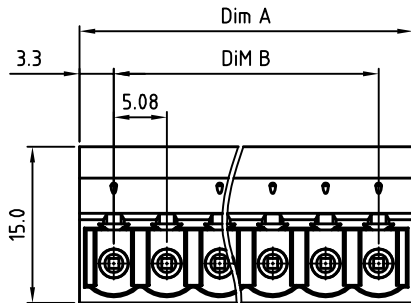
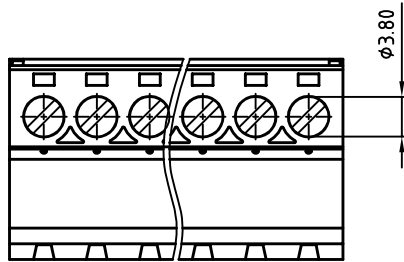
**Material**

- Insulator (Body): Thermoplastic (UL94V-0)
- Insulator (Cover): Thermoplastic (UL94V-0)
- Terminal screw: Steel Zinc plating "-" slot type
- Terminal body: Brass (CuZn) Ni plating
- Contact Pin: Brass, Tin plated

**Electrical**

- Voltage rating: 300VAC
- Current rating: 20A
- Wire range:
  - Solid wire (AWG): 12-24
  - Stranded wire (AWG): 12-24
- Torque: 4Lb-In
- Screw: M3
- Wire strip length: 7-8mm
- Withstanding Voltage: 1.6KV
- Operating temperature: -40°C to +115°C

RoHS Compliant



**PART NUMBER:**

**OSTV8XX5150**

No. of Poles	COLOR
02 2 Poles	0: Black
03 3 Poles	5: Green (Standard)
...	6: Blue
24 24 Poles	8: Grey

Poles	2	3	4	5	6	7	8	9	10	11	12	13
Dim A	11.66	16.74	21.82	26.90	31.98	37.06	42.14	47.22	52.30	57.38	62.46	67.54
Dim B	5.08	10.16	15.24	20.32	25.40	30.48	35.56	40.64	45.72	50.80	55.88	60.96
TOL	±0.15						±0.20					
Poles	14	15	16	17	18	19	20	21	22	23	24	
Dim A	72.62	77.70	82.78	87.86	92.94	98.02	103.10	108.18	113.26	118.34	123.42	
Dim B	66.04	71.12	76.20	81.28	86.36	91.44	96.52	101.60	106.68	111.76	116.84	
TOL	±0.25						±0.25					

<b>OST ON-SHORE TECHNOLOGY, INC.</b>											
TITLE	OSTV8 5.08 Series without flange										
PART NO.	OSTV8XX5150					DWG NO.	OSTV8XX5150.DWG				
APPROVED	CHECKED	DESIGNED	DRAWN	CUST NO.							
	Marvin 2008.06.06	Marvin 2008.06.06	Tason 2007,10,30								
					UNIT: mm	Tolerance					
					SCALE: NONE	X.	±0.50				
				SHEET: 01/01	REV: B	X.X	±0.30				
						X.XX	±0.10				
						X°	±1°				