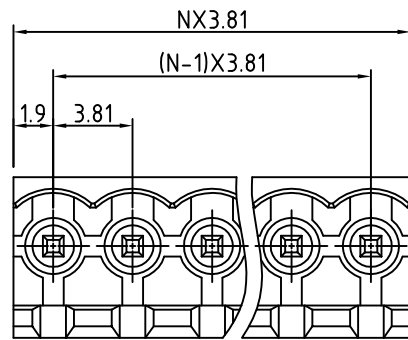
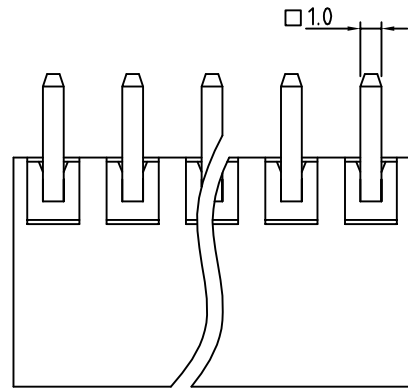
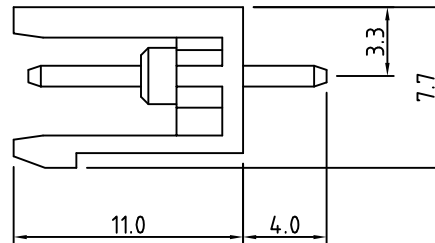
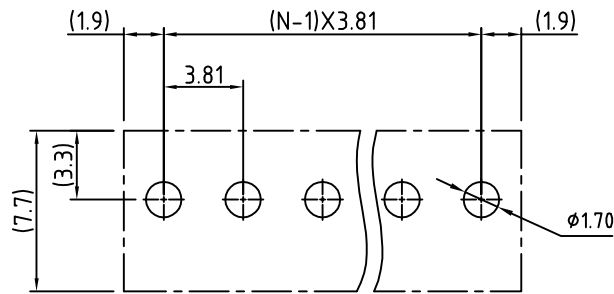


SIGN	DATE	DESCRIPTION	APPROVER
		<i>THIS IS CAD DRAWING, DO NOT REVISE MANUALLY!!!</i>	



N=Number of poles

P.C.B LAYOUT



Material

- Terminal body(Contact pin) : Brass with Tin plated
- Insulator (housing): Thermoplastic (UL94V-0)

Electrical

cULus

- Voltage rating: 300V
- Current rating: 8A
- Withstanding Voltage: 1.6KV
- Operating temperature: -30°C to +105°C
- Soldering temperature: 250°C ±10°C/5 Sec
- Safety Approval:

RoHS Compliant

PART NUMBER:

OSTVEXX3050

No. of Poles
02: 2 Poles
:
24: 24 Poles

COLOR
0: Black
5: Green (Standard)
6: Blue
8: Grey



THESE DRAWINGS AND SPECIFICATIONS ARE THE PROPERTY OF ON-SHORE TECHNOLOGY, INC. AND SHALL NOT BE REPRODUCED, COPIED OR USED IN ANY MANNER WITHOUT THE PRIOR WRITTEN CONSENT OF ON-SHORE TECHNOLOGY, INC.

TITLE		OSTVE-3.81mm series open vertical 2p-24p			
PART NO.	OSTVEXX3050			DWG NO.	OSTVEXX3050.DWG
APPROVED	CHECKED	DESIGNED	DRAWN	CUST NO.	
Shi Jun 2006.10.25	Marvin 2005.10.25	Marvin 2005.10.25	Marvin 2005.10.25		
				UNIT: mm	Tolerance
				SCALE: NONE	X. ±0.50
				SHEET: 01/01	REV.: D
					X.X ±0.30
					X.XX ±0.10
					X° ±1°