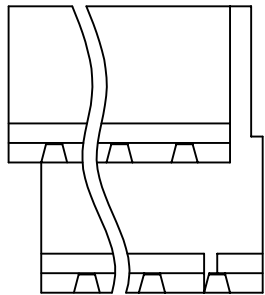


SIGN	DATE	DESCRIPTION	APPROVER
THIS IS CAD DRAWING, DO NOT REVISE MANUALLY!!!			

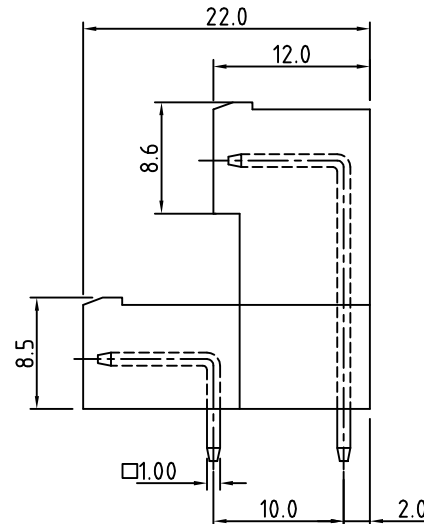
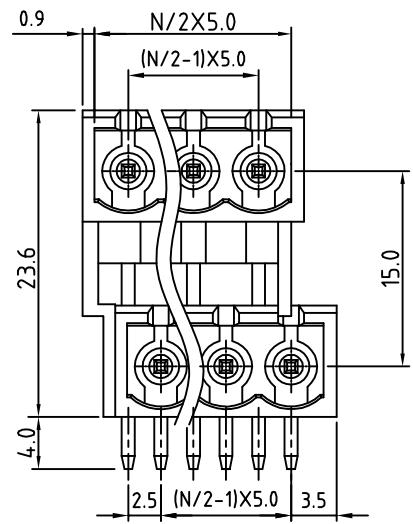


Material

- Contact pin: Brass
- Surface of solder tail: Tin plated
- Insulator (housing): Thermoplastic (UL94V-0)

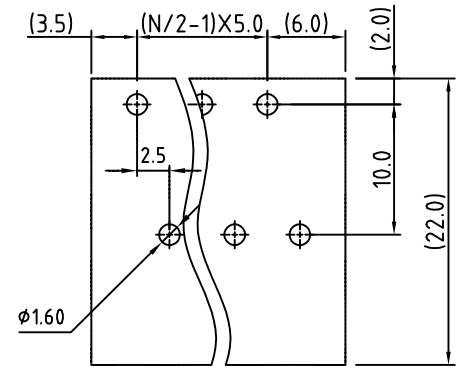
Electrical

- Voltage rating: 300VAC
 - Current rating: 15A
 - Withstanding Voltage: 1.6KV
 - Operating temperature: -30°C to +105°C
 - Soldering temperature: 250°C±10°C/5 Sec
 - Safety approval: (cULus) pending
- RoHS Compliant



N=Number of poles

P.C.B LAYOUT



PART NUMBER:

OSTVFX7151

No. of Poles	COLOR
04: 2x02 Poles	0: Black
06: 2x03 Poles	5: Green (Standard)
:	6: Blue
48 2x24 Poles	8: Grey

THESE DRAWINGS AND SPECIFICATIONS ARE THE PROPERTY OF ON-SHORE TECHNOLOGY, INC. AND SHALL NOT BE REPRODUCED, COPIED OR USED IN ANY MANNER WITHOUT THE PRIOR WRITTEN CONSENT OF ON-SHORE TECHNOLOGY, INC.



TITLE		OSTVF 5.0mm series closed right-angle 2x2p-2x24p					
PART NO.	OSTVFX7151	DWG NO.		OSTVFX7151.DWG			
APPROVED	CHECKED	DESIGNED	DRAWN	CUST NO.	Tolerance		
Shi Jun 2006.11.07	Marvin 2006.11.07	Marvin 2006.11.07	Marvin 2006.11.07		UNIT: mm	X.	±0.50
					SCALE: NONE	X.X	±0.30
				SHEET: 01/01	REV: B	X.XX	±0.10
						X°	±1°