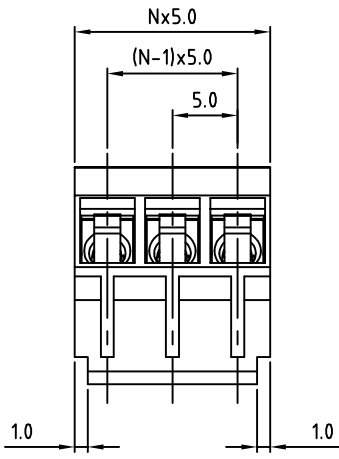
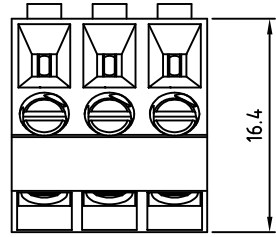
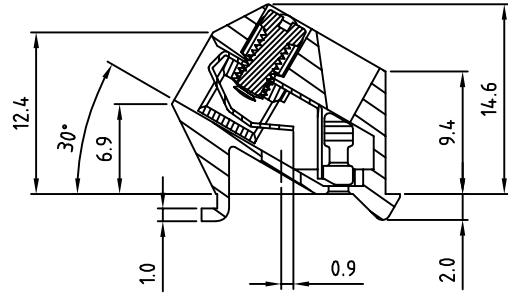
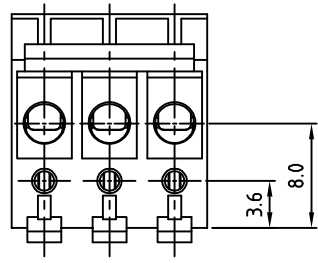


SIGN	DATE	DESCRIPTION	APPROVER
THIS IS CAD DRAWING, DO NOT REVISE MANUALLY!!!			



N=Number of poles



Material

- Contact(metal housing): Brass Stamped (CuZn).
- Terminal screw: Steel Zinc plating "-slot type
- Wire guard: Stainless steel
- Insulator body(housing):Thermoplastic(UL94V-0)

Electrical

cULus

- Voltage rating: 300V
- Current rating: 10A
- Wire range:
 - Solid wire(AWG): 14-26
 - Stranded wire(AWG): 14-26
- Torque(Lb-In): 3.5
- Screw: M3
- Wire strip length: 6-7mm
- Withstanding Voltage: 1.6KV
- Operating temperature: -30°C to +105°C
- Safety Approval: US

RoHS Compliant

PART NUMBER:

OSTVGXX0100

No. of Poles	COLOR
02 2 Poles	0: Black (Standard)
03 3 Poles	5: Green
... ..	6: Blue
24 24 Poles	8: Grey

THESE DRAWINGS AND SPECIFICATIONS ARE THE PROPERTY OF ON-SHORE TECHNOLOGY, INC. AND SHALL NOT BE REPRODUCED, COPIED OR USED IN ANY MANNER WITHOUT THE PRIOR WRITTEN CONSENT OF ON-SHORE TECHNOLOGY, INC.



TITLE		OSTVG -5.0mm Series	
PART NO.	OSTVGXX0100	DWG NO.	OSTVGXX0100.DWG
APPROVED	CHECKED	DESIGNED	DRAWN
Shi Jun 2006.10.23	Shi Jun 2006.10.23	Shi Jun 2006.01.18	Shi Jun 2006.01.18
CUST NO.		Tolerance	
		UNIT: mm	X. ±0.50
		SCALE: NONE	X.X ±0.30
		REV: D	X.XX ±0.10
SHEET: 01/01		X° ±1°	