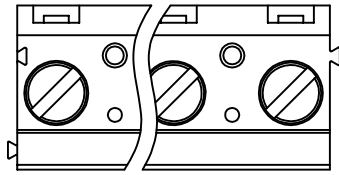



SIGN	DATE	DESCRIPTION	APPROVER
		<i>THIS IS CAD DRAWING, DO NOT REVISE MANUALLY!!!</i>	



**Material**

- Terminal body
- (metal housing): Brass(CuZn)
- Terminal screw: Steel Zinc plating "-" slot type
- Contacts: Brass
- Surface of solder tail: Tin plated
- Insulator (housing): Thermoplastic (UL94V-0)

**Electrical**

- Voltage rating: 300VAC
- Current rating: 20A
- Solid wire(AWG): 12-30
- Stranded wire(AWG): 12-30
- Torque(Lb-In): 3.5
- Screw: M3
- Wire strip length: 6-7mm
- Withstanding Voltage: 1.6KV
- Operating temperature: -30°C to +105°C
- Soldering temperature: 250°C±10°C/5 Sec
- Safety Approval: us

RoHS Compliant

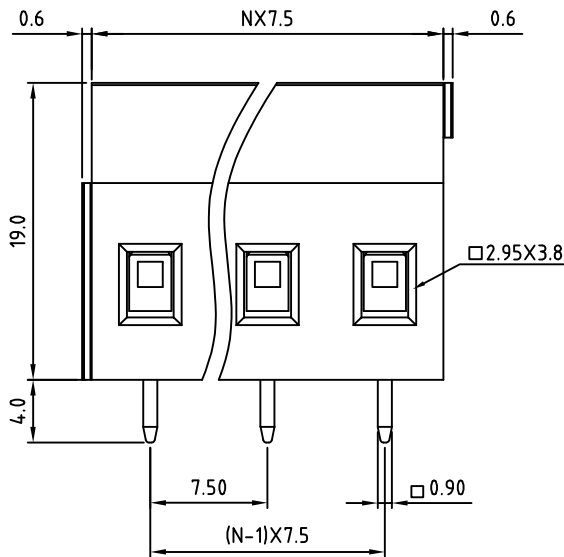
**PART NUMBER**

**OSTVJXX4152**

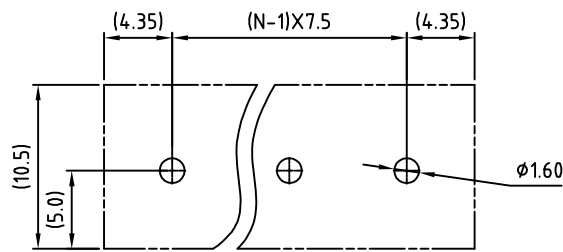
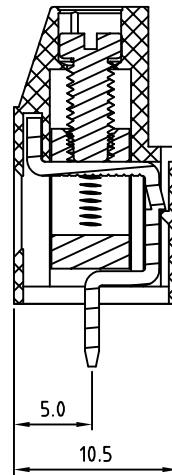
- No. of Poles
- 02 2 Poles
  - 03 3 Poles
  - ... ..
  - 12 12 Poles

**COLOR:**

- 0: Black
- 5: Green (Standard)
- 6: Blue
- 8: Grey




N=Number of poles  
P.C.B LAYOUT



THESE DRAWINGS AND SPECIFICATIONS ARE THE PROPERTY OF ON-SHORE TECHNOLOGY, INC. AND SHALL NOT BE REPRODUCED, COPIED OR USED IN ANY MANNER WITHOUT THE PRIOR WRITTEN CONSENT OF ON-SHORE TECHNOLOGY, INC.



TITLE		OSTVJ-7.5mm series horizontal (180° wire inlet) without cover			
PART NO.	OSTVJXX4152	DWG NO.	OSTVJXX4152.DWG		
APPROVED	CHECKED	DESIGNED	DRAWN	CUST NO.	Tolerance
Shi Jun	Marvin	Marvin	Marvin		X. ±0.50
2006.10.20	2006.10.20	2006.10.20	2006.10.20	SHEET: 01/01	X.X ±0.30
				UNIT: mm	X.XX ±0.10
				SCALE: NONE	X° ±1°
				REV: D	