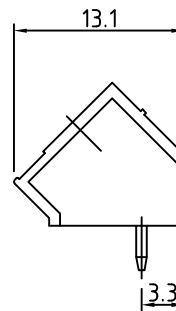
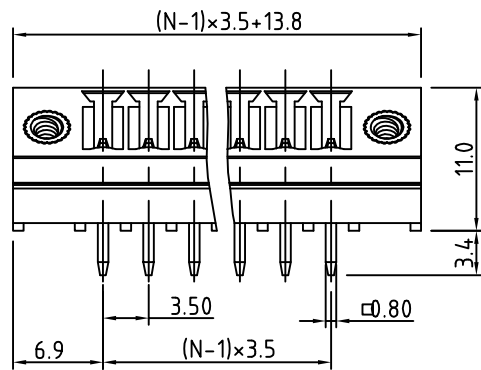

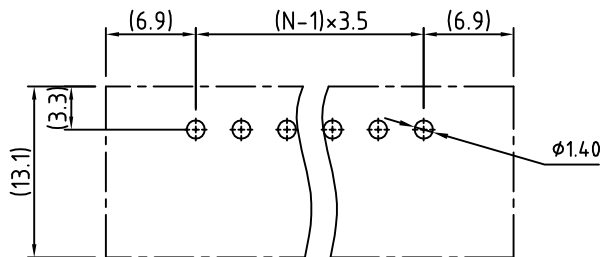


SIGN	DATE	DESCRIPTION	APPROVER
THIS IS CAD DRAWING, DO NOT REVISE MANUALLY!!!			



N=Number of poles

P.C.B LAYOUT



Material

- Contact pin: Brass
- Surface of solder tail: Tin plated
- Flange screw nut: Brass M2.5
- Insulator (housing): Thermoplastic (UL94V-0)

Electrical CULus / VDE

- Voltage rating: 300VAC/300VAC
- Current rating: 8A / 10A
- Withstanding Voltage: 1.6KV / 2.5KV
- Operating temperature: -30°C to +105°C
- Soldering temperature: 250°C±10°C/5 Sec
- Safety Approval:

RoHS Compliant

PART NUMBER:

OSTVKXX1250

No. of Poles COLOR
 02: 2 Poles 0: Black
 : 5: Green (Standard)
 : 6: Blue
 24: 24 Poles 8: Grey



THESE DRAWINGS AND SPECIFICATIONS ARE THE PROPERTY OF ON-SHORE TECHNOLOGY, INC. AND SHALL NOT BE REPRODUCED, COPIED OR USED IN ANY MANNER WITHOUT THE PRIOR WRITTEN CONSENT OF ON-SHORE TECHNOLOGY, INC.

TITLE		OSTVK - 3.5mm Series with flange 45D 2P-24P			
PART NO.	OSTVKXX1250	DWG NO.	OSTVKXX1250.DWG		
APPROVED	CHECKED	DESIGNED	DRAWN	CUST NO.	Tolerance
Shi Jun 2006.10.23	Shi Jun 2006.10.23	Marvin 2006.10.23	Marvin 2006.10.23		X. ±0.50 X.X ±0.30 X.XX ±0.10 X° ±1°
SHEET: 01/01				REV: D	UNIT: mm SCALE: NONE