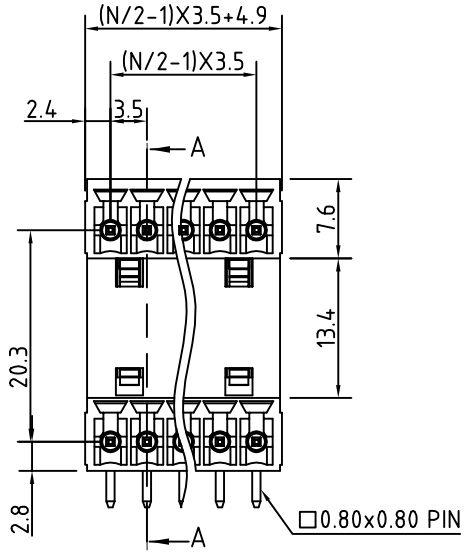
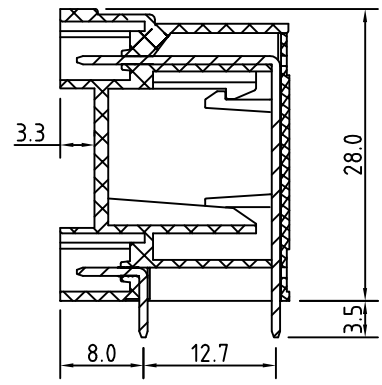


SIGN	DATE	DESCRIPTION	APPROVER
		THIS IS CAD DRAWING, DO NOT REVISE MANUALLY!!!	



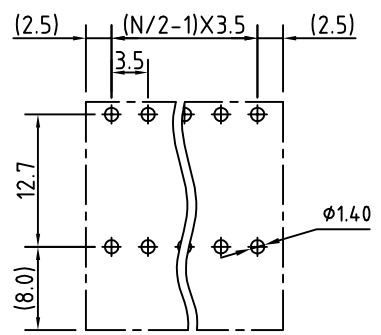
N=Number of poles



SECTION A-A

- Material**
- Terminal body (Contact pin): Brass Whit Tin plated
 - Insulator (housing): Thermoplastic (UL94V-0)
- Electrical cULus**
- Voltage rating: 300VAC
 - Current rating: 10A
 - Withstanding Voltage: 1.6KV
 - Operating temperature: -30°C to +105°C
 - Soldering temperature: 250°C±10°C/5 Sec
 - Safety Approval: US
- RoHS Compliant

P.C.B. LAYOUT



PART NUMBER:

OSTVLXX1151

- | | |
|----------------|---------------------|
| No. of Poles | COLOR |
| 04: 2x02 Poles | 0: Black |
| 06: 2x03 Poles | 5: Green (Standard) |
| : | 6: Blue |
| 48 2x24 Poles | 8: Grey |



THESE DRAWINGS AND SPECIFICATIONS ARE THE PROPERTY OF ON-SHORE TECHNOLOGY, INC. AND SHALL NOT BE REPRODUCED, COPIED OR USED IN ANY MANNER WITHOUT THE PRIOR WRITTEN CONSENT OF ON-SHORE TECHNOLOGY, INC.

TITLE		OSTVL-3.5mm Series closed right-angle 2x2p-2x24p			
PART NO.	OSTVLXX1151	DWG NO.	OSTVLXX1151.DWG		
APPROVED	CHECKED	DESIGNED	DRAWN	CUST NO.	Tolerance
Shi Jun 2006.10.23	Marvin 2006.10.23	Marvin 2006.10.23	Marvin 2006.10.23		X. ±0.50 X.X ±0.30 X.XX ±0.10 X° ±1°
				SHEET: 01/01	UNIT: mm SCALE: NONE REV.: D