

SIGN	DATE	DESCRIPTION	APPROVER
		<i>THIS IS CAD DRAWING, DO NOT REVISE MANUALLY!!!</i>	

- Material:
- Terminal body
 - (metal housing): Brass(CuZn)
 - Terminal screw: Steel Zinc plating
 - Wire guard: Brass (CuZn)
 - Surface of solder tail: Tin plated
 - Insulator(housing): Thermoplastic (UL94V-0)

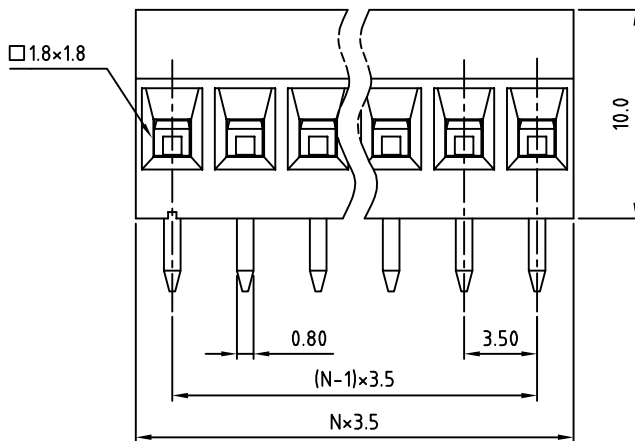
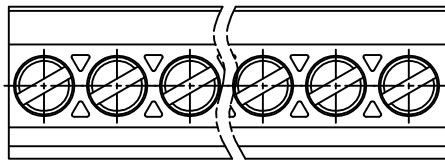
- Electrical: cULus
- Voltage rating: 300V
 - Current rating: 10A
 - Wire range:
 - Solid wire(AWG): 16-30
 - Stranded wire(AWG): 16-30
 - Torque: 1.7 Lb-In
 - Screw: M2
 - Wire strip length: 5-6mm
 - Withstanding Voltage: 1.6 KV
 - Operating temperature: -30°C to +105°C
 - Soldering temperature: 250°C±10°C/5 Sec

RoHS Compliant

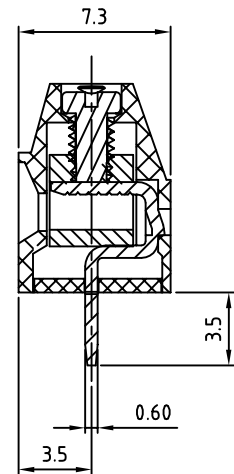
PART NUMBER:

OSTVQXX1150

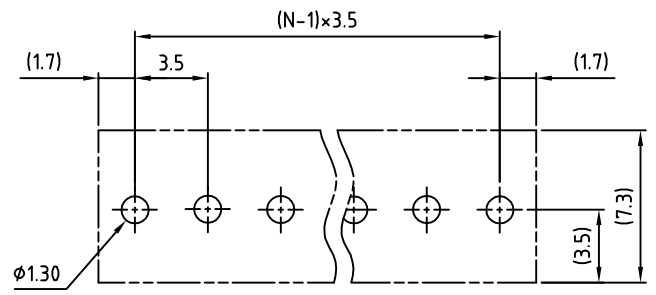
No. of Poles	COLOR
02 2 Poles	0: Black
03 3 Poles	5: Green (Standard)
...	6: Blue
24 24 Poles	8: Grey



N= Number of poles



P.C.B LAYOUT



THESE DRAWINGS AND SPECIFICATIONS ARE THE PROPERTY OF ON-SHORE TECHNOLOGY, INC. AND SHALL NOT BE REPRODUCED, COPIED OR USED IN ANY MANNER WITHOUT THE PRIOR WRITTEN CONSENT OF ON-SHORE TECHNOLOGY, INC.



TITLE: OSTVQ 3.5mm series solid block Dip solder with cover 2p-24p							
PART NO. OSTVQXX1150		DWG NO. OSTVQXX1150.DWG					
APPROVED	CHECKED	DESIGNED	DRAWN	CUST NO.	Tolerance		
Shi Jun 2006.10.21	Shi Jun 2006.10.21	Tony 2006.01.03	Tony 2006.01.03		UNIT: mm	X.	±0.50
					SCALE: NONE	X.X	±0.30
					REV: B	X.XX	±0.10
					SHEET: 01/01	X°	±1°