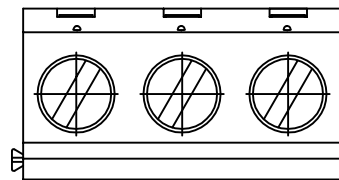


SIGN	DATE	DESCRIPTION	APPROVER
△	12.18.2008	Ratings and approval changed	RT

THIS IS CAD DRAWING, DO NOT REVISE MANUALLY!!!

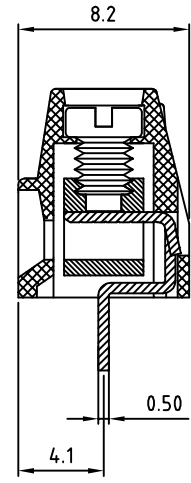
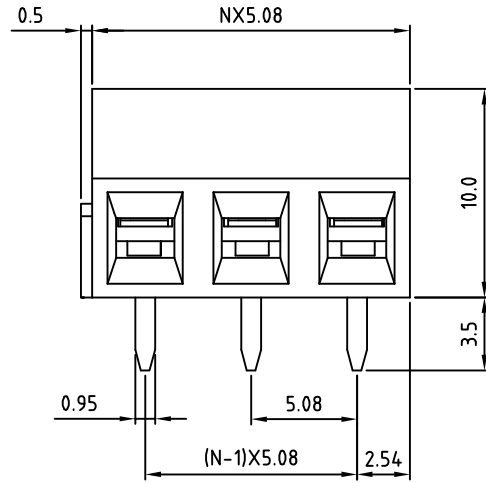


**Material**

- Terminal body
- (metal housing): Brass(CuZn)
- Terminal screw: Steel Zinc plating "-" slot type
- Contacts: Brass
- Surface of solder tail: Tin plated
- Insulator (housing): Thermoplastic (UL94V-0)

**Electrical**

- Voltage rating: 300VAC
- Current rating: 10A (15A\*)
- Wire range:
  - Solid wire(AWG): 16-26 (14-30)△
  - Stranded wire(AWG): 16-26(14-30)△
- Torque(Lb-In): 3.5
- Screw: M2.5
- Wire strip length: 6-7mm
- Withstanding Voltage: 1.6KV
- Operating temperature: -30°C to +105°C
- Soldering temperature: 250°C±10°C/5 Sec
- Safety Approval:



N=Number of poles

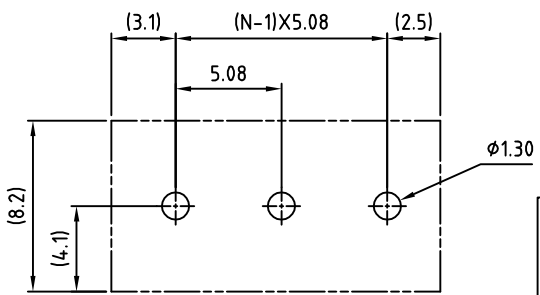
RoHS Compliant

PART NUMBER:

**OSTYCXX2150**

No. of Poles	COLOR
02: 2 Poles	0: Black
03: 3 Poles	5: Green (Standard)
:	8: Grey
24: 24 Poles	6: Blue

**P.C.B LAYOUT**



THESE DRAWINGS AND SPECIFICATIONS ARE THE PROPERTY OF ON-SHORE TECHNOLOGY, INC. AND SHALL NOT BE REPRODUCED, COPIED OR USED IN ANY MANNER WITHOUT THE PRIOR WRITTEN CONSENT OF ON-SHORE TECHNOLOGY, INC.



TITLE		OSTYC 5.08mm Series	
PART NO.	OSTYCXX2150	DWG NO.	OSTYCXX2150.DWG
APPROVED	CHECKED	DESIGNED	DRAWN
Shi Jun 2006.10.20	Shi Jun 2006.10.20	xionghaitao 2006.10.20	xionghaitao 2006.10.20
SHEET: 01/01		UNIT: mm	Tolerance
		SCALE: NONE	X. ±0.50
		REV: F	X.X ±0.30
			X.XX ±0.10
			X° ±1°