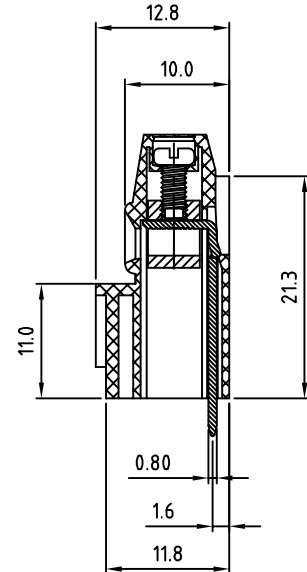
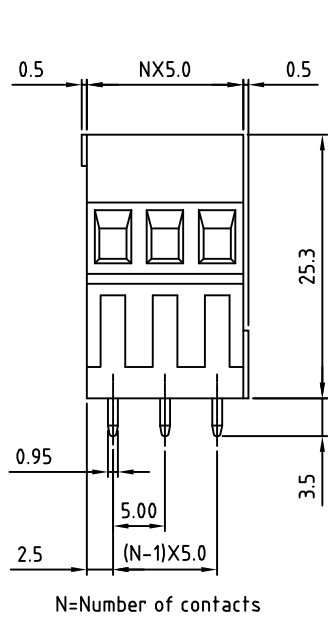
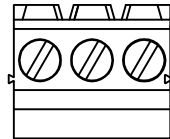
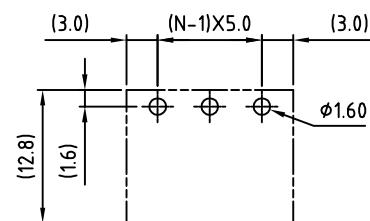


SIGN	DATE	DESCRIPTION	APPROVER

THIS IS CAD DRAWING, DO NOT REVISE MANUALLY!!!



P.C.B LAYOUT



- Material
- Terminal body (metal housing): Brass(CuZn)
  - Terminal screw: Steel Zinc plating "-" slot type
  - Contacts: Brass
  - Surface of solder tail: Tin plated
  - Insulator (housing): Thermoplastic (UL94V-0)

- Electrical
- Voltage rating: 300VAC
  - Current rating: 10A
  - Wire range: Solid wire(AWG): 12-24, Stranded wire(AWG): 12-24
  - Torque(Lb-In): 3.5
  - Screw: M2.5
  - Wire strip length: 6-7mm
  - Withstanding Voltage: 1.6KV
  - Operating temperature: -30°C to +105°C
  - Soldering temperature: 250°C±10°C/5 Sec
  - Safety Approval:

RoHS Compliant

PART NUMBER:

OSTYEXX0150

- |              |                     |
|--------------|---------------------|
| No. of Poles | COLOR               |
| 02: 2 Poles  | 0: Black            |
| 03: 3 Poles  | 5: Green (Standard) |
| ...          | 6: Blue             |
| 24 24 Poles  | 8: Grey             |

THESE DRAWINGS AND SPECIFICATIONS ARE THE PROPERTY OF ON-SHORE TECHNOLOGY, INC. AND SHALL NOT BE REPRODUCED, COPIED OR USED IN ANY MANNER WITHOUT THE PRIOR WRITTEN CONSENT OF ON-SHORE TECHNOLOGY, INC.



TITLE		OSTYE-5.0mm Series		DWG NO.		OSTYEXX0150.DWG	
PART NO.		OSTYEXX0150		CUST NO.			
APPROVED	CHECKED	DESIGNED	DRAWN	Tolerance			
Shi Jun 2006.10.20	Shi Jun 2006.10.20	xionghaitao 2006.10.20	xionghaitao 2006.10.20			UNIT: mm	X. ±0.50
SHEET: 01/01		SCALE: NONE	X.X ±0.30				
		REV: D	X.XX ±0.10			X° ±1°	