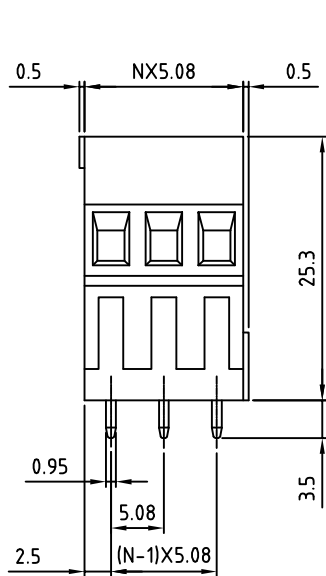
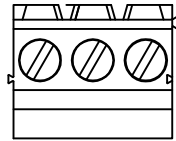
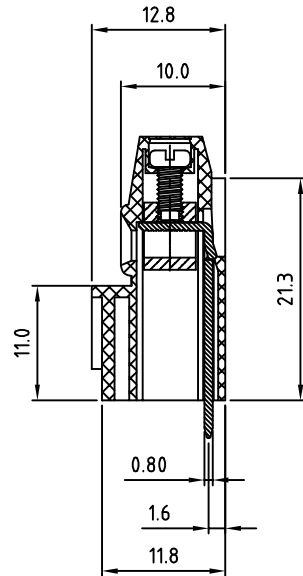


SIGN	DATE	DESCRIPTION	APPROVER

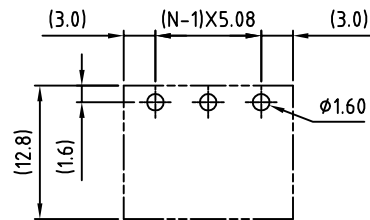
THIS IS CAD DRAWING, DO NOT REVISE MANUALLY!!!



N=Number of contacts



P.C.B LAYOUT



Material

- Terminal body (metal housing): Brass(CuZn)
- Terminal screw: Steel Zinc plating "-" slot type
- Contacts: Brass
- Surface of solder tail: Tin plated
- Insulator (housing): Thermoplastic (UL94V-0)

Electrical

- Voltage rating: 300VAC
- Current rating: 10A
- Wire range: Solid wire(AWG): 12-24 Stranded wire(AWG): 12-24
- Torque(Lb-In): 3.5
- Screw: M2.5
- Wire strip length: 6-7mm
- Withstanding Voltage: 1.6KV
- Operating temperature: -30°C to +105°C
- Soldering temperature: 250°C±10°C/5 Sec
- Safety Approval:

RoHS Compliant

PART NUMBER:

OSTYEXX2150

No. of Poles

02: 2 Poles

03: 3 Poles

... ..

24: 24 Poles

COLOR

0: Black

5: Green (Standard)

6: Blue

8: Grey



THESE DRAWINGS AND SPECIFICATIONS ARE THE PROPERTY OF ON-SHORE TECHNOLOGY, INC. AND SHALL NOT BE REPRODUCED, COPIED OR USED IN ANY MANNER WITHOUT THE PRIOR WRITTEN CONSENT OF ON-SHORE TECHNOLOGY, INC.

TITLE		OSTYE-5.08mm Series		DWG NO.		OSTYEXX2150.DWG	
PART NO.	OSTYEXX2150	CHECKED	DESIGNED	DRAWN	CUST NO.	Tolerance	
APPROVED	Shi Jun 2006.10.20	Shi Jun 2006.10.20	xionghaitao 2006.10.20	xionghaitao 2006.10.20		UNIT: mm	X. ±0.50
						SCALE: NONE	X.X ±0.30
						REV: D	X.XX ±0.10
					SHEET: 01/01		X° ±1°