

SIGN	DATE	DESCRIPTION	APPROVER

THIS IS CAD DRAWING, DO NOT REVISE MANUALLY!!!

SPECIFICATIONS
VOLTAGE & CURRENT: 300 V, 30 A
WITHSTANDING VOLTAGE: AC 2000 V/Min
INSULATION RESISTANCE: 1000 MΩ OR MORE AT DC 500 V
TEMPERATURE RANGE: -40 °C ±105 °C
SCREW TORQUE VALUE: 10.54 Lb-In.
WIRE RANGE: 22 - 10 (str/sold) AWG
1) MOLDED PARTS: THERMOPLASTIC, UL 94 V-0 BLACK
2) TERMINAL: BRASS, 0.8t, Tin PLATED
3) TERMINAL SCREWS: STEEL, Ni PLATED, M3.5

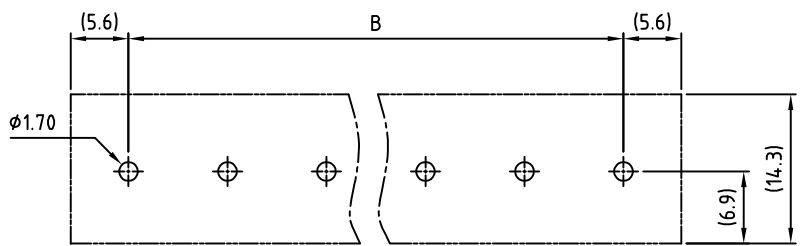
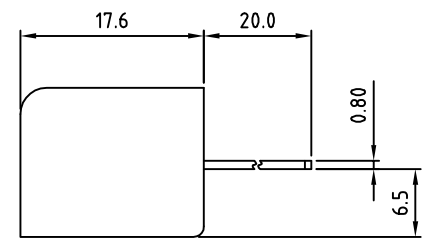
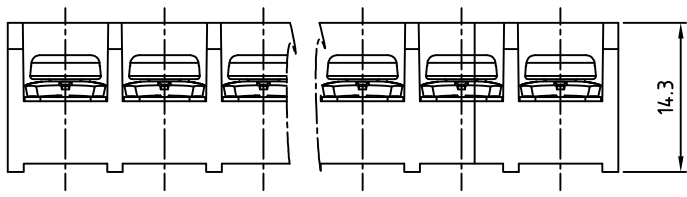
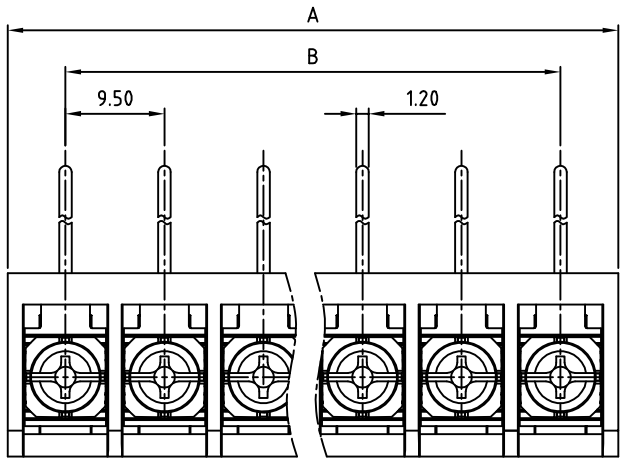
● Safety Approval: us

RoHS Compliant

PART NUMBER: OSTYK446XX030

NO. OF POLES
 02: 2 POLES
 03: 3 POLES
 04: 4 POLES
 ⋮
 30: 30 POLES

THESE DRAWINGS AND SPECIFICATIONS ARE THE PROPERTY OF ON-SHORE TECHNOLOGY, INC. AND SHALL NOT BE REPRODUCED, COPIED OR USED IN ANY MANNER WITHOUT THE PRIOR WRITTEN CONSENT OF ON-SHORE TECHNOLOGY, INC.



PCB Layout

POLE	2	3	4	5	6	7	8	9	10	11	12	13	14	15	16
A	20.50	30.00	39.50	49.00	58.50	68.00	77.50	87.00	96.50	106.00	115.50	125.00	134.50	144.00	153.50
B	9.50	19.00	28.50	38.00	47.50	57.00	66.50	76.00	85.50	95.00	104.50	114.00	123.50	133.00	142.50
TOL	±0.30			±0.40			±0.50								
POLE	17	18	19	20	21	22	23	24	25	26	27	28	29	30	
A	163.00	172.50	182.00	191.50	201.00	210.50	220.00	229.50	239.00	248.50	258.00	267.50	277.00	286.50	
B	152.00	161.50	171.00	180.50	190.00	199.50	209.00	218.50	228.00	237.50	247.00	256.50	266.00	275.50	
TOL	±0.60						±0.80								



TITLE		OSTYK-446 Series			
PART NO.		OSTYK446XX030		DWG NO. OSTYK446XX030.DWG	
APPROVED	CHECKED	DESIGNED	DRAWN	CUST NO.	
Shi Jun 2007.07.18	Seamus 2007.07.18	LUCY 2007.7.18	LUCY 2007.7.18		
SHEET: 01/01				Tolerance	
				UNIT: mm	X. ±0.50
				SCALE: NONE	X.X ±0.30
					X.XX ±0.10
					X° ±1°