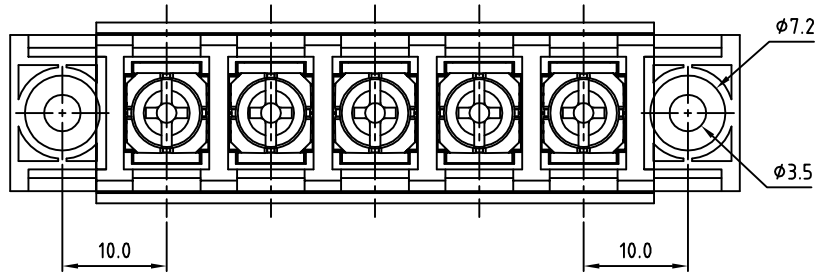
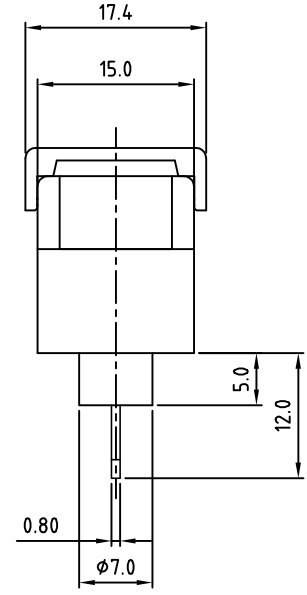
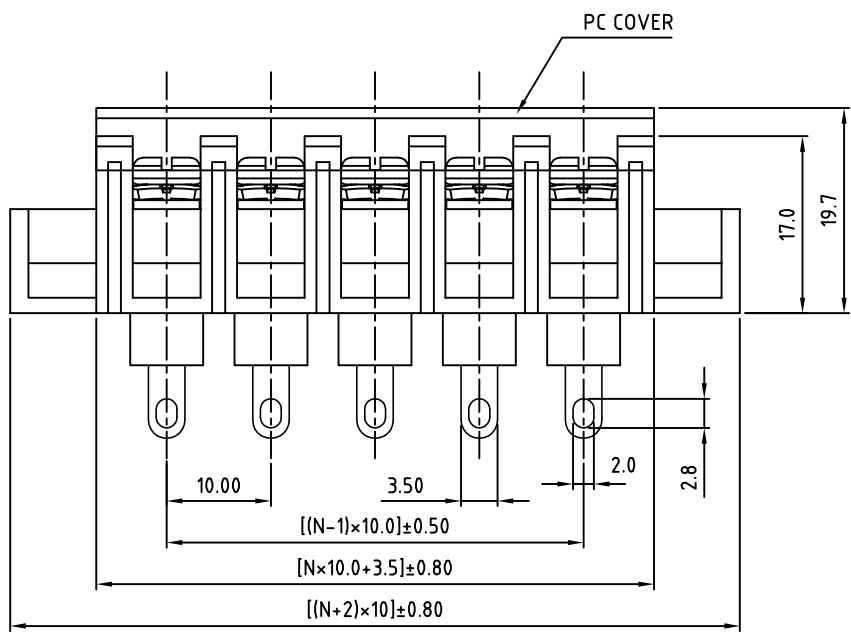


SIGN	DATE	DESCRIPTION	APPROVER

THIS IS CAD DRAWING, DO NOT REVISE MANUALLY!!!



SPECIFICATIONS
VOLTAGE & CURRENT: 300 V, 20 A
WITHSTANDING VOLTAGE: AC 2000 V/Min
INSULATION RESISTANCE: 1000 MΩ OR MORE AT DC 500 V
TEMPERATURE RANGE: -40 °C ~ +105 °C
SCREW TORQUE VALUE: 12Lb-In.
WIRE RANGE: 22 - 12 AWG
1) MOLDED PARTS: THERMOPLASTIC, UL 94 V-0 BLACK
2) TERMINAL: BRASS, 0.8t, Tin PLATED
3) TERMINAL SCREWS: STEEL, Ni PLATED, M3.5
4) COVER MATERIAL: PC
APPROVAL: us
 RoHS Compliant



PART NUMBER:
 OSTYK606XX130

NO. OF POLES
 02: 2 POLES
 03: 3 POLES
 04: 4 POLES
 ⋮
 30: 30 POLES

N=Number of poles

THESE DRAWINGS AND SPECIFICATIONS ARE THE PROPERTY OF ON-SHORE TECHNOLOGY, INC. AND SHALL NOT BE REPRODUCED, COPIED OR USED IN ANY MANNER WITHOUT THE PRIOR WRITTEN CONSENT OF ON-SHORE TECHNOLOGY, INC.



TITLE		OSTYK-606 With Flange&With Cover Series				
PART NO.	OSTYK606XX130	DWG NO.	OSTYK606XX130.DWG			
APPROVED	CHECKED	DESIGNED	DRAWN	CUST NO.	Tolerance	
Shi Jun 2007.07.18	Seamus 2007.07.18	LUCY 2007.7.18	LUCY 2007.7.18		UNIT: mm	X. ±0.50
					SCALE: NONE	X.X ±0.30
					SHEET: 01/01	X.XX ±0.10
					REV.: B	X° ±1°