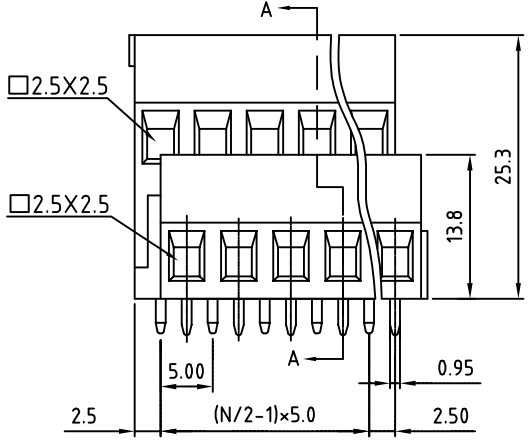
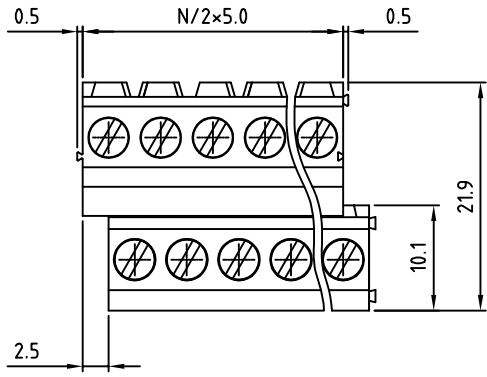
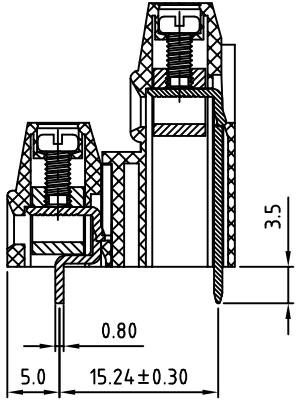


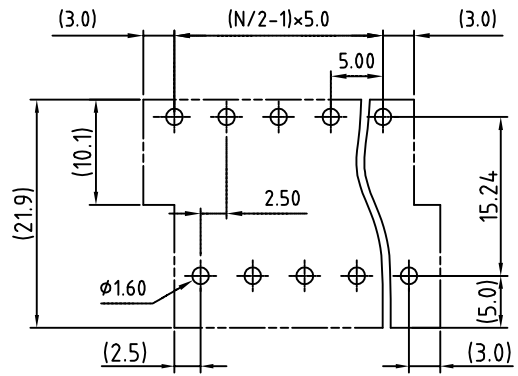
SIGN	DATE	DESCRIPTION	APPROVER
		<i>THIS IS CAD DRAWING, DO NOT REVISE MANUALLY!!!</i>	



N=Number of contacts



P.C.B LAYOUT



- Material**
- Terminal body
 - (metal housing): Brass(CuZn)
 - Terminal screw: Steel Zinc plating "-" slot type
 - Contacts: Brass
 - Surface of solder tail: Tin plated
 - Insulator (housing): Thermoplastic (UL94V-0)

- Electrical**
- Voltage rating: 300VAC
 - Current rating: 20A
 - Wire range:
 - Solid wire(AWG): 12-22
 - Stranded wire(AWG): 12-22
 - Torque(Lb-In): 3.5
 - Screw: M2.5
 - Wire strip length: 6-7mm
 - Withstanding Voltage: 1.6KV
 - Operating temperature: -30°C to +105°C
 - Soldering temperature: 250°C±10°C/5 Sec
 - Safety Approval: US

RoHS Compliant

PART NUMBER:

OSTYLXX2150

No. of Poles 04 2x2 Poles 06 2x3 Poles 48 2x24 Poles	COLOR: 0: Black 5: Green (Standard) 6: Blue 8: Grey
--	---



TITLE		OSTYL-5.0mm Series Right			
PART NO.	OSTYLXX2150	DWG NO.	OSTYLXX2150.DWG		
APPROVED	CHECKED	DESIGNED	DRAWN	CUST NO.	
Shi Jun 2006.10.20	Shi Jun 2006.10.20	xionghaitao 2006.10.20	xionghaitao 2006.10.20		
					Tolerance
					X. ±0.50
					X.X ±0.30
					X.XX ±0.10
				SHEET: 01/01	X° ±1°
				REV.: D	

THESE DRAWINGS AND SPECIFICATIONS ARE THE PROPERTY OF ON-SHORE TECHNOLOGY, INC. AND SHALL NOT BE REPRODUCED, COPIED OR USED IN ANY MANNER WITHOUT THE PRIOR WRITTEN CONSENT OF ON-SHORE TECHNOLOGY, INC.