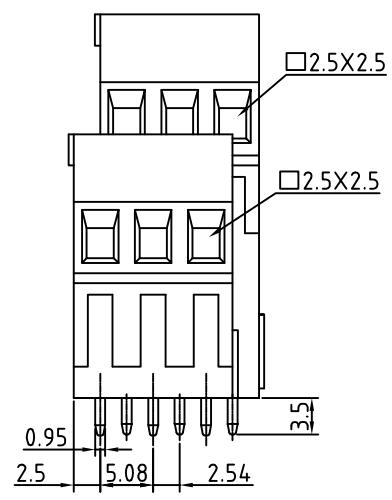
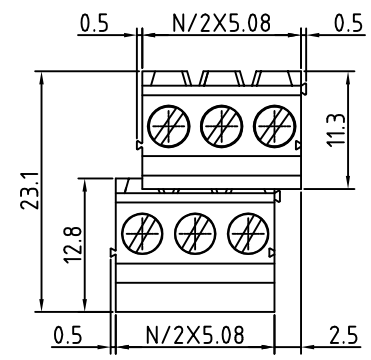
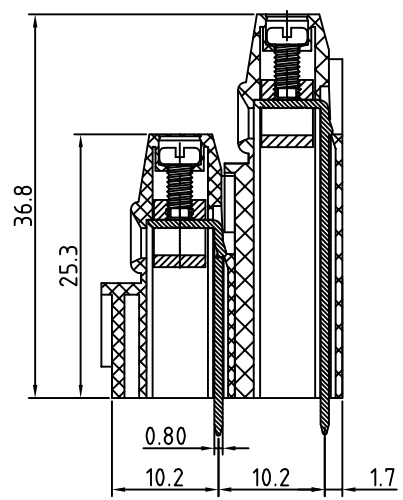
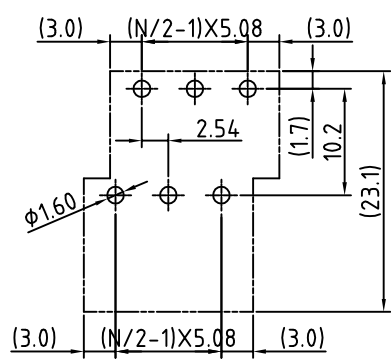


SIGN	DATE	DESCRIPTION	APPROVER

THIS IS CAD DRAWING, DO NOT REVISE MANUALLY!!!



N=Number of poles P.C.B LAYOUT



Material

- Terminal body
- (metal housing): Brass(CuZn)
- Terminal screw: Steel Zinc plating "-" slot type
- Contacts: Brass
- Surface of solder tail: Tin plated
- Insulator (housing): Thermoplastic (UL94V-0)

Electrical

- Voltage rating: 300VAC
- Current rating: 10A
- Wire range:
 - Solid wire(AWG): 12-24
 - Stranded wire(AWG): 12-24
- Torque(Lb-In): 3.5
- Screw: M2.5
- Wire strip length: 6-7mm
- Withstanding Voltage: 1.6KV
- Operating temperature: -30°C to +105°C
- Soldering temperature: 250°C±10°C/5 Sec
- Safety Approval: us
- RoHS Compliant

PART NUMBER:

OSTYMXX4150

- | | |
|----------------|---------------------|
| No. of Poles | COLOR |
| 04: 2x02 Poles | 0: Black |
| 06: 2x03 Poles | 5: Green (Standard) |
| : | 6: Blue |
| 48 2x24 Poles | 8: Grey |



THESE DRAWINGS AND SPECIFICATIONS ARE THE PROPERTY OF ON-SHORE TECHNOLOGY, INC. AND SHALL NOT BE REPRODUCED, COPIED OR USED IN ANY MANNER WITHOUT THE PRIOR WRITTEN CONSENT OF ON-SHORE TECHNOLOGY, INC.

TITLE		OSTYM-5.08mm series left	
PART NO.	YMxx41x00000G	DWG NO.	OSTYMXX4150.DWG
APPROVED	CHECKED	DESIGNED	DRAWN
Shi Jun 2006.10.20	Shi Jun 2006.10.20	xionghaitao 2006.10.20	xionghaitao 2006.10.20
SHEET: 01/01		REV: D	
UNIT: mm		Tolerance	
SCALE: NONE		X. ±0.50	
		X.X ±0.30	
		X.XX ±0.10	
		X° ±1°	