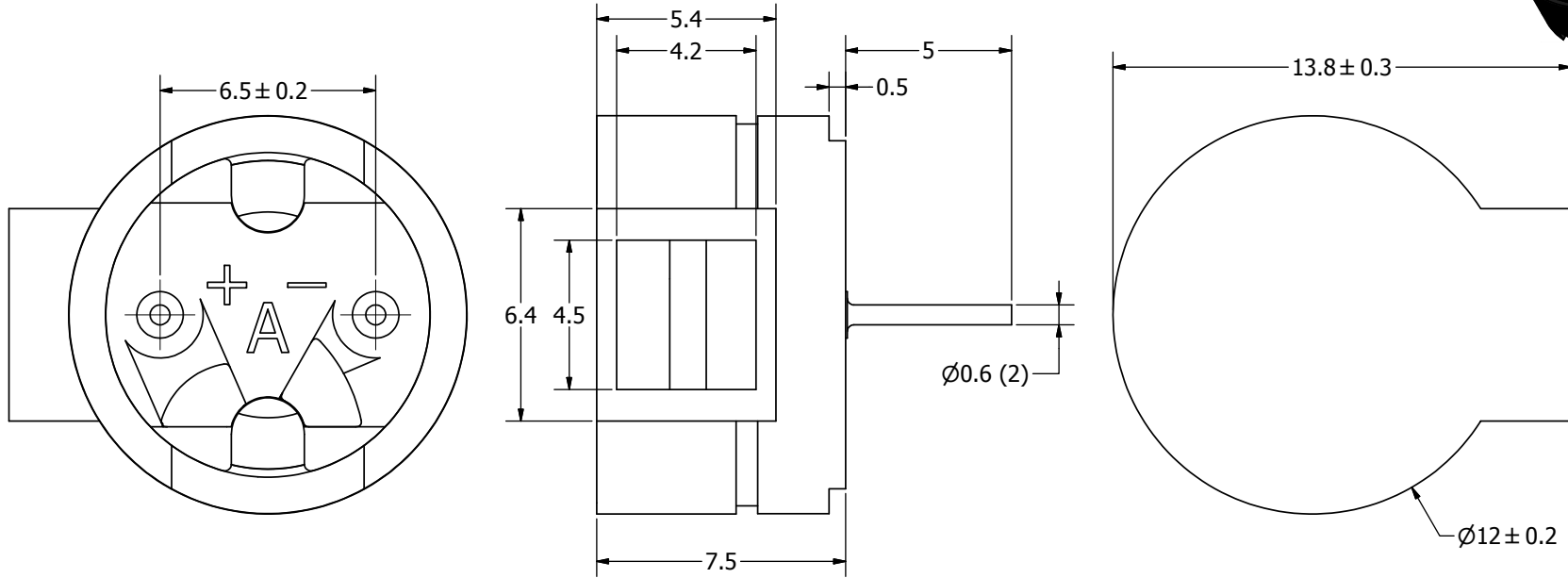
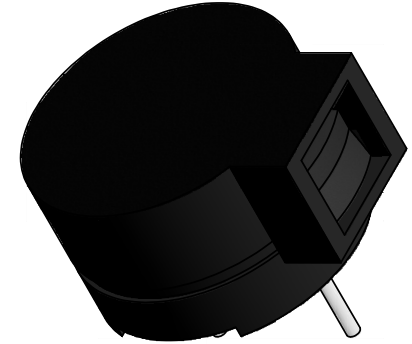


SPECIFICATIONS		
PARAMETERS	VALUES	UNITS
RATED VOLTAGE	1.5	Vdc
OPERATING VOLTAGE RANGE	1 ~ 3	Vdc
RATED CURRENT (MAX)	30	mA
COIL RESISTANCE	16 ± 4	OHM
MINIMUM SPL @ 10 CM	80	dB
RESONANT FREQUENCY	2,048 ± 500	Hz
OPERATING TEMPERATURE	-20 ~ +70	°C
STORAGE TEMPERATURE	-30 ~ +85	°C
HOUSING MATERIAL	NORYL	-
TERMINAL MATERIAL	Sn PLATED COPPER	-
WEIGHT	2	grams


THIS DOCUMENT CONTAINS DATA PROPRIETARY TO PROJECTS UNLIMITED, INC. ANY USE OR REPRODUCTION, IN ANY FORM, WITHOUT PRIOR WRITTEN PERMISSION OF PROJECTS UNLIMITED, INC. IS PROHIBITED.  
©2003, Projects Unlimited Inc.

REVISION HISTORY			
LTR	DESCRIPTION	DATE	APPROVED
-	RELEASED FROM ENGINEERING	3/20/2006	
A	REVISED SOUND HOLE DIMENSION	4/10/2008	B.R.
B	REVISED TO INVENTOR 3-D DRAWING TEMPLATE	4/10/2008	B.R.



**NOTES:**

1. ALL DIMENSIONS ARE IN MILLIMETERS.
2. SPECIFICATIONS SUBJECT TO CHANGE OR WITHDRAWAL WITHOUT NOTICE.
3. THIS PART IS RoHS 2002/95/EC COMPLIANT.

UNLESS OTHERWISE SPECIFIED: DIMENSIONS ARE IN MILLIMETERS, TOLERANCES ARE $\pm 0.5$ AND ANGLES ARE $\pm 3^\circ$ .	SIZE	Designed by	Date	Checked by	Date	Approved by	Date	Drawn Date
	A3	T.G.	3/20/2006	B.R.	3/20/2006	E.P.	3/20/2006	4/10/2008
		 <b>AT-1420-ST-2-R</b> Transducer (Electro-Mech)						Edition
AT-1420-ST-2-R.idw							-	1 / 1