

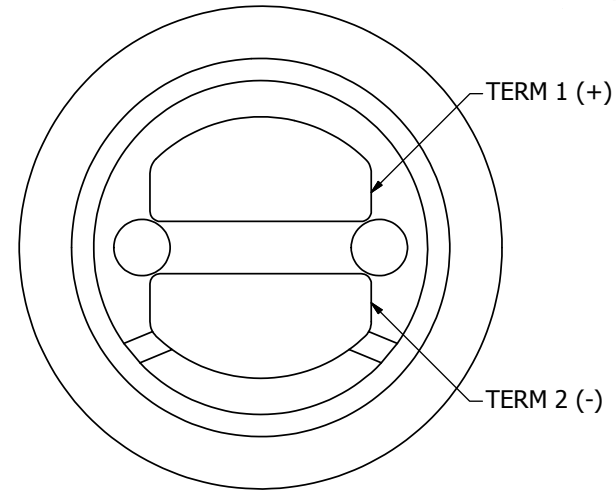

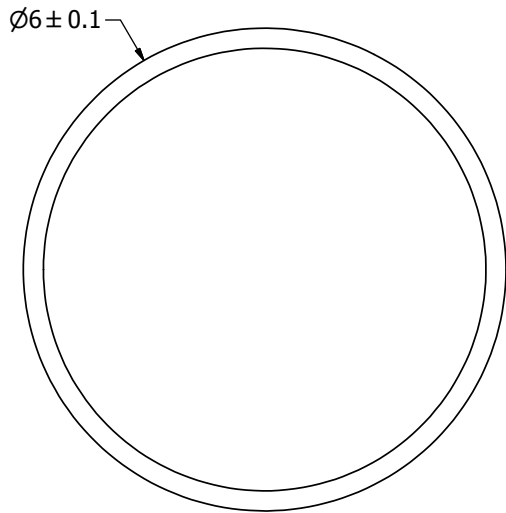
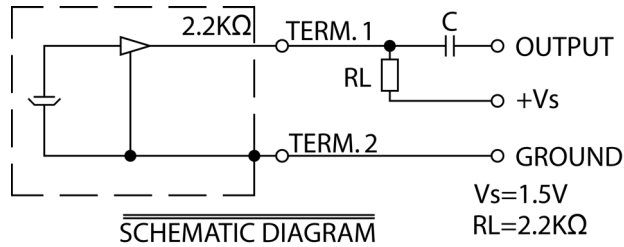
# SPECIFICATIONS

PARAMETERS	VALUES	UNIT
DIRECTIVITY	NOISE CANCELLING	-
SENSITIVITY	-50 ± 4	dB
STANDARD OPERATING VOLTAGE	1.5	Vdc
MAX OPERATING VOLTAGE	10	Vdc
CURRENT CONSUMPTION (MAX)	0.5	mA
IMPEDANCE	2.2	KOhm
SIGNAL TO NOISE RATIO (MIN.)	60	dB
TERMINAL	SOLDER PADS	-
INTERNAL CAPACITOR	N/A	pF

THIS DOCUMENT CONTAINS DATA PROPRIETARY TO PROJECTS UNLIMITED, INC. ANY USE OR REPRODUCTION, IN ANY FORM, WITHOUT PRIOR WRITTEN PERMISSION OF PROJECTS UNLIMITED, INC. IS PROHIBITED.  
©2003, Projects Unlimited Inc.


# REVISION HISTORY

LTR	DESCRIPTION	DATE	APPROVED
-	RELEASED FROM ENGINEERING	1/30/2006	
A	ADDED SCHEMATIC DIAGRAM	11/16/2006	B.R.
B	ADDED TERMINAL POLARITY	2/1/2007	D.F.
C	REVISED TO INVENTOR 3-D DRAWING TEMPLATE	9/23/2010	B.R.



### NOTES:

1. ALL DIMENSIONS ARE IN MILLIMETERS.
2. SPECIFICATIONS SUBJECT TO CHANGE OR WITHDRAWAL WITHOUT NOTICE.
3. THIS PART IS RoHS 2002/95/EC COMPLIANT.

UNLESS OTHERWISE SPECIFIED: DIMENSIONS ARE IN MILLIMETERS, TOLERANCES ARE ±0.5 AND ANGLES ARE ±3°.	SIZE <b>A3</b>	Designed by	Date	Checked by	Date	Approved by	Date	Drawn Date
		J.A.F.	1/30/2006	E.P.	1/30/2006	B.R.	1/30/2006	9/23/2010
PNM-5250L-R.idw		 <b>pu</b> audio™ a projects unlimited company			<b>PNM-5250L-R</b> Microphone		Edition	Sheet
							-	1 / 1