

Silicon Power Schottky Diode

$V_{RRM} = 20\text{ V} - 100\text{ V}$

$I_F = 200\text{ A}$

Features

- High Surge Capability
- Types up to 100 V V_{RRM}

Twin Tower Package



Maximum ratings, at $T_j = 25\text{ °C}$, unless otherwise specified ("R" devices have leads reversed)

Parameter	Symbol	Conditions	MBR20020CT (R)	MBR20030CT (R)	MBR20035CT (R)	MBR20040CT (R)	Unit
Repetitive peak reverse voltage	V_{RRM}		20	30	35	40	V
RMS reverse voltage	V_{RMS}		14	21	25	28	V
DC blocking voltage	V_{DC}		20	30	35	40	V
Continuous forward current	I_F	$T_C \leq 136\text{ °C}$	200	200	200	200	A
Surge non-repetitive forward current, Half Sine Wave	$I_{F,SM}$	$T_C = 25\text{ °C}$, $t_p = 8.3\text{ ms}$	1500	1500	1500	1500	A
Operating temperature	T_j		-40 to 175	-40 to 175	-40 to 175	-40 to 175	°C
Storage temperature	T_{stg}		-40 to 175	-40 to 175	-40 to 175	-40 to 175	°C

Electrical characteristics, at $T_j = 25\text{ °C}$, unless otherwise specified

Parameter	Symbol	Conditions	MBR20020CT (R)	MBR20030CT (R)	MBR20035CT (R)	MBR20040CT (R)	Unit
Diode forward voltage	V_F	$I_F = 100\text{ A}$, $T_j = 25\text{ °C}$	0.65	0.65	0.65	0.65	V
Reverse current	I_R	$V_R = 20\text{ V}$, $T_j = 25\text{ °C}$	5	5	5	5	mA
		$V_R = 20\text{ V}$, $T_j = 125\text{ °C}$	200	200	200	200	

Thermal characteristics

Thermal resistance, junction - case	R_{thJC}		0.5	0.5	0.5	0.5	°C/W
-------------------------------------	------------	--	-----	-----	-----	-----	------

Figure .1- Typical Forward Characteristics

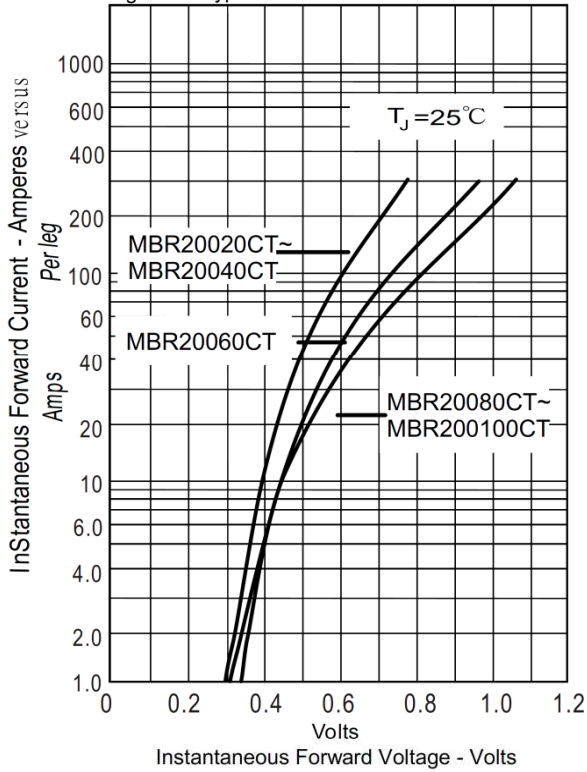


Figure .2- Forward Derating Curve

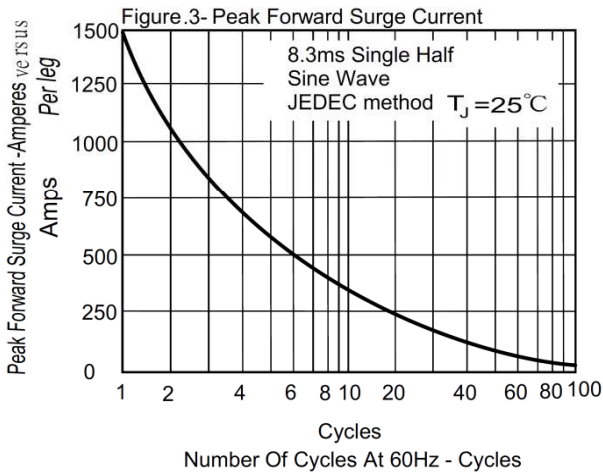
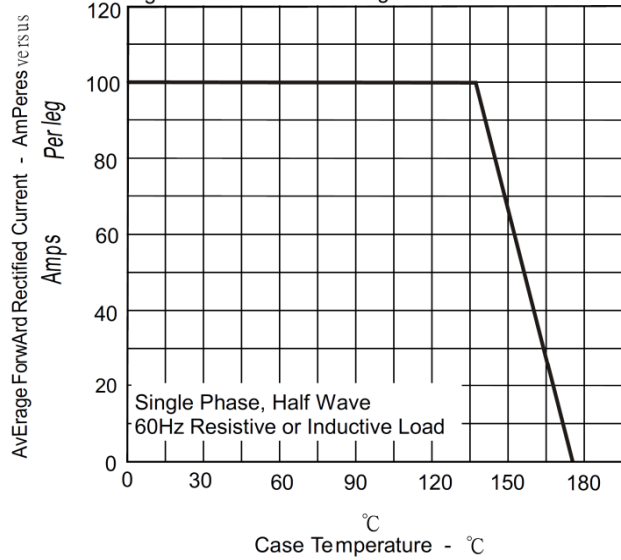
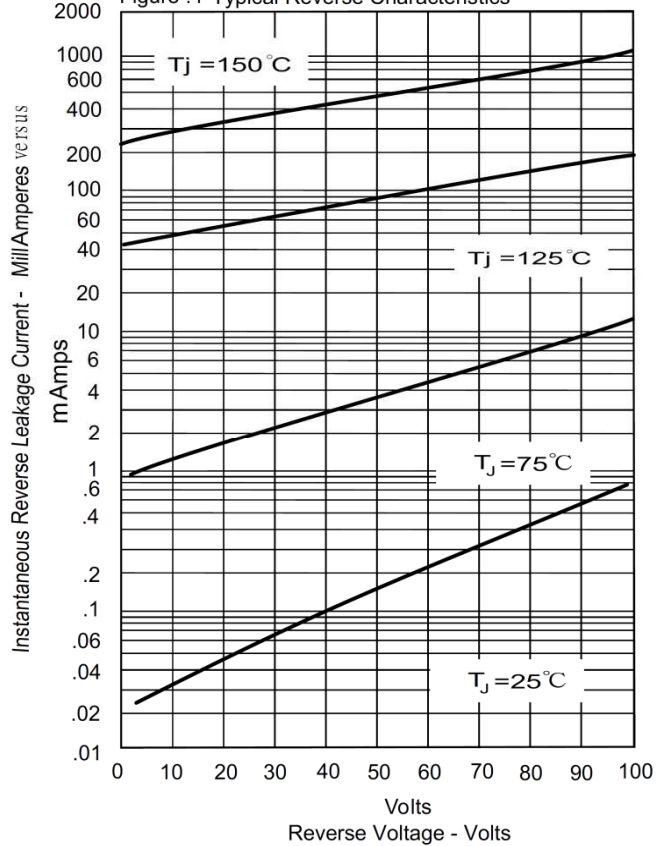
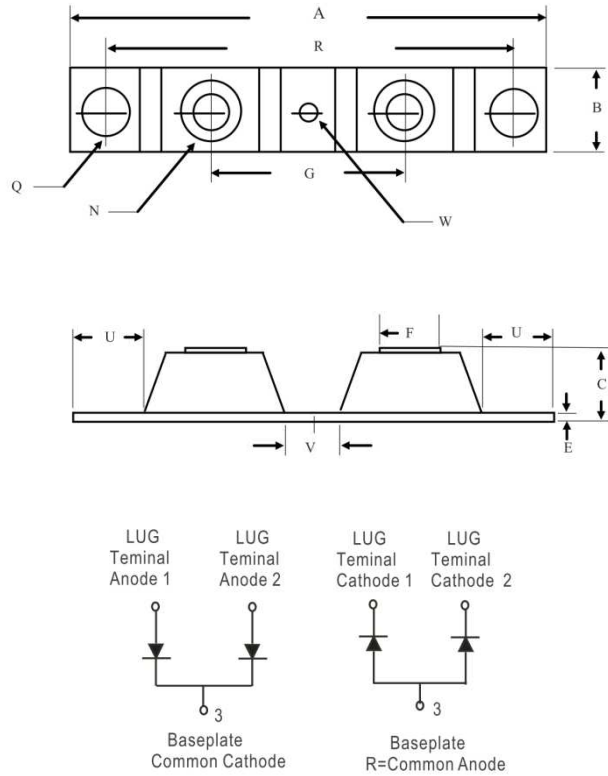


Figure .4- Typical Reverse Characteristics



Package dimensions and terminal configuration

Product is marked with part number and terminal configuration.



DIM	Inches		Millimeters	
	Min	Max	Min	Max
A	-----	3.630	-----	92.40
B	0.700	0.800	17.78	20.32
C	-----	0.650	-----	16.51
E	0.130	0.141	3.30	3.60
F	0.482	0.490	12.25	12.45
G	1.368	BSC	34.75	BSC
N	1/4-20 UNC FULL			
Q	0.275	0.290	6.99	7.37
R	3.150	BSC	80.01	BSC
U	0.600	-----	15.24	-----
V	0.312	0.370	7.92	9.40
W	0.180	0.195	4.57	4.95