

## Silicon Standard Recovery Diode

$V_{RRM} = 50\text{ V} - 600\text{ V}$

$I_F = 15\text{ A}$

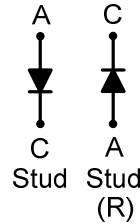
### Features

- High Surge Capability
- Types up to 600 V  $V_{RRM}$

### Note:

1. Standard polarity: Stud is cathode.
2. Reverse polarity (R): Stud is anode.
3. Stud is base.

DO-5 Package



### Maximum ratings, at $T_j = 25\text{ }^\circ\text{C}$ , unless otherwise specified ("R" devices have leads reversed)

Parameter	Symbol	Conditions	1N3212 (R)	1N3213 (R)	1N3214 (R)	Unit
Repetitive peak reverse voltage	$V_{RRM}$		400	500	600	V
RMS reverse voltage	$V_{RMS}$		280	350	420	V
DC blocking voltage	$V_{DC}$		400	500	600	V
Continuous forward current	$I_F$	$T_C \leq 150\text{ }^\circ\text{C}$	15	15	15	A
Surge non-repetitive forward current, Half Sine Wave	$I_{F,SM}$	$T_C = 25\text{ }^\circ\text{C}$ , $t_p = 8.3\text{ ms}$	297	297	297	A
Operating temperature	$T_j$		-65 to 175	-65 to 175	-65 to 175	$^\circ\text{C}$
Storage temperature	$T_{stg}$		-65 to 175	-65 to 175	-65 to 175	$^\circ\text{C}$

### Electrical characteristics, at $T_j = 25\text{ }^\circ\text{C}$ , unless otherwise specified

Parameter	Symbol	Conditions	1N3212 (R)	1N3213 (R)	1N3214 (R)	Unit
Diode forward voltage	$V_F$	$I_F = 15\text{ A}$ , $T_j = 25\text{ }^\circ\text{C}$	1.5	1.5	1.5	V
Reverse current	$I_R$	$V_R = 50\text{ V}$ , $T_j = 25\text{ }^\circ\text{C}$	10	10	10	$\mu\text{A}$
		$V_R = 50\text{ V}$ , $T_j = 150\text{ }^\circ\text{C}$	10	10	10	mA

### Thermal characteristics

Thermal resistance, junction - ca	$R_{thJC}$		0.65	0.65	0.65	$^\circ\text{C/W}$
-----------------------------------	------------	--	------	------	------	--------------------

Figure .1-Typical Forward Characteristics

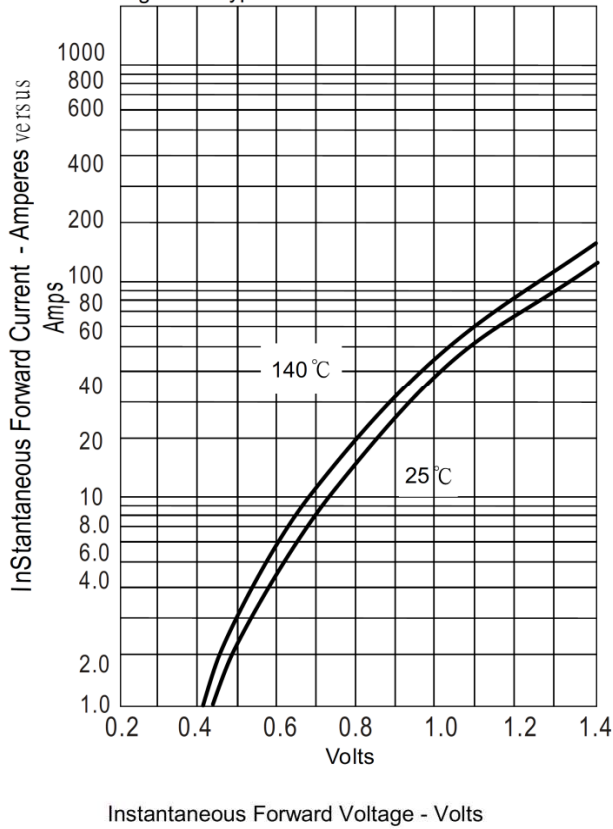


Figure .2-Forward Derating Curve

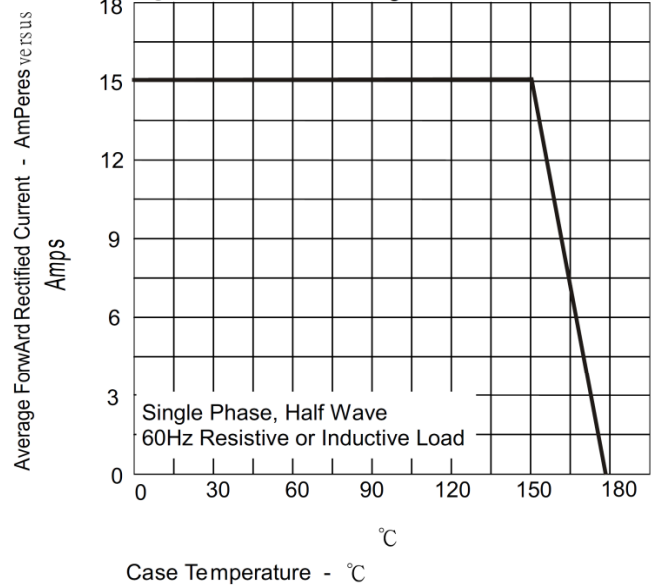


Figure .4-Typical Reverse Characteristics

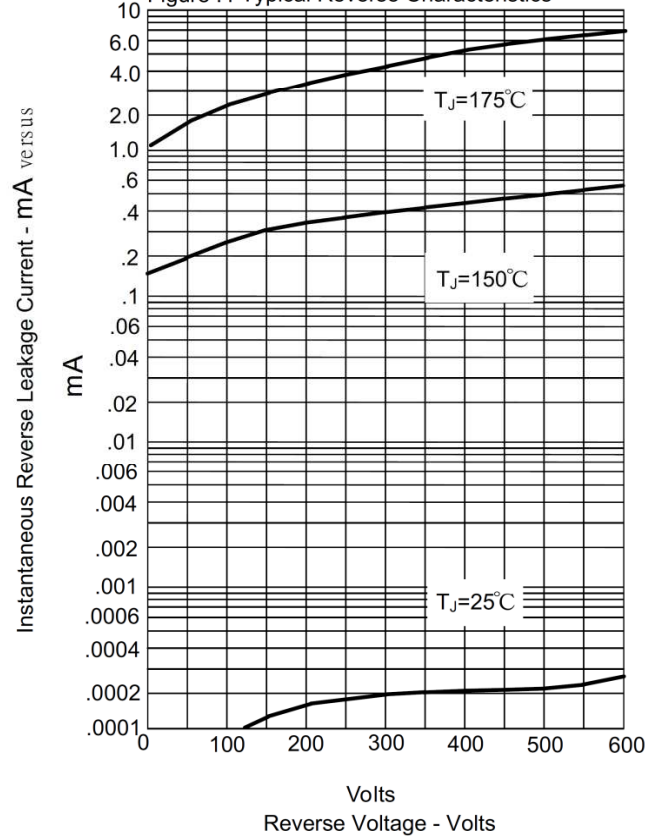


Figure .3- Peak Forward Surge Current

