

Silicon Super Fast Recovery Diode

 $V_{RRM} = 200\text{ V} - 600\text{ V}$
 $I_F = 500\text{ A}$

Features

- High Surge Capability
- Types up to 600 V V_{RRM}

Heavy Three Tower Package


Maximum ratings, at $T_j = 25\text{ °C}$, unless otherwise specified ("R" devices have leads reversed)

Parameter	Symbol	Conditions	MURTA50020 (R)	MURTA50040 (R)	MURTA50060 (R)	Unit
Repetitive peak reverse voltage	V_{RRM}		50	100	200	V
RMS reverse voltage	V_{RMS}		35	71	141	V
DC blocking voltage	V_{DC}		50	100	200	V
Continuous forward current	I_F	$T_C \leq 100\text{ °C}$	500	500	500	A
Surge non-repetitive forward current, Half Sine Wave	$I_{F,SM}$	$T_C = 25\text{ °C}$, $t_p = 8.3\text{ ms}$	3800	3800	3800	A
Operating temperature	T_j		-40 to 175	-40 to 175	-40 to 175	°C
Storage temperature	T_{stg}		-40 to 175	-40 to 175	-40 to 175	°C

Electrical characteristics, at $T_j = 25\text{ °C}$, unless otherwise specified

Parameter	Symbol	Conditions	MURTA50020 (R)	MURTA50040 (R)	MURTA50060 (R)	Unit
Diode forward voltage	V_F	$I_F = 250\text{ A}$, $T_j = 25\text{ °C}$	1.3	1.5	1.7	V
Reverse current	I_R	$V_R = 50\text{ V}$, $T_j = 25\text{ °C}$	25	25	25	μA
		$V_R = 50\text{ V}$, $T_j = 125\text{ °C}$	5	5	5	mA

Recovery Time

Maximum reverse recovery time	T_{RR}	$I_F = 0.5\text{ A}$, $I_R = 1.0\text{ A}$, $I_{RR} = 0.25\text{ A}$	150	200	250	nS
-------------------------------	----------	---------------------------------------------------------------------------	-----	-----	-----	----

Thermal characteristics

Thermal resistance, junction - case	R_{thJC}		0.12	0.12	0.12	°C/W
-------------------------------------	------------	--	------	------	------	------

Figure .1- Typical Forward Characteristics

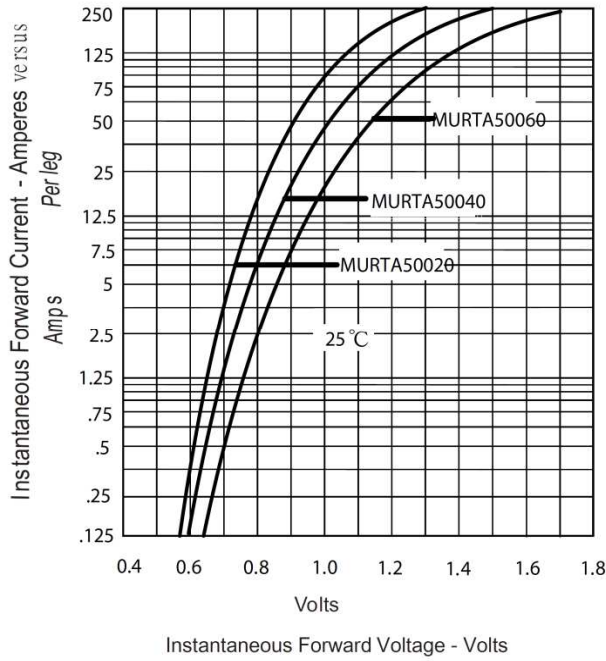


Figure .2- Forward Derating Curve

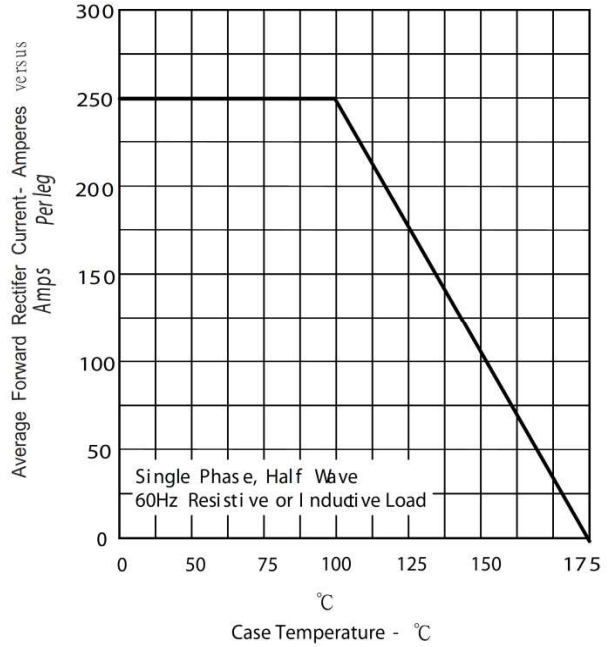


Figure.3-Peak Forward Surge Current

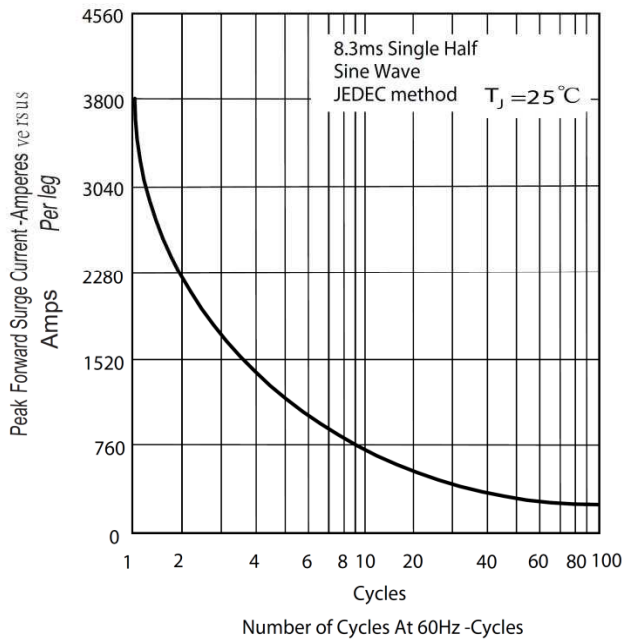
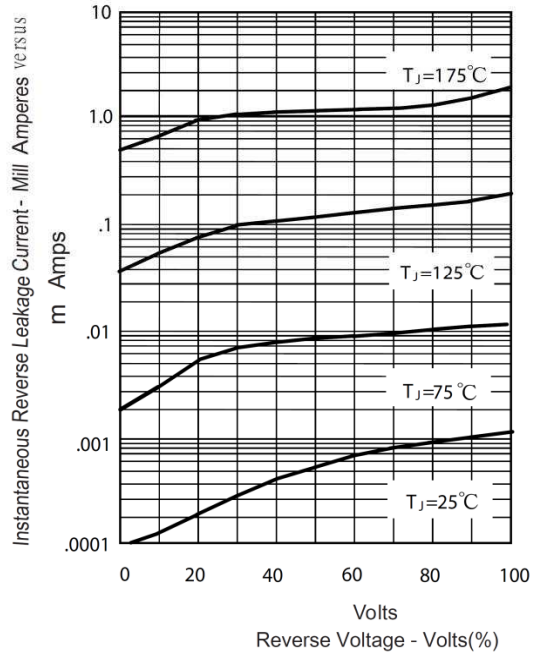
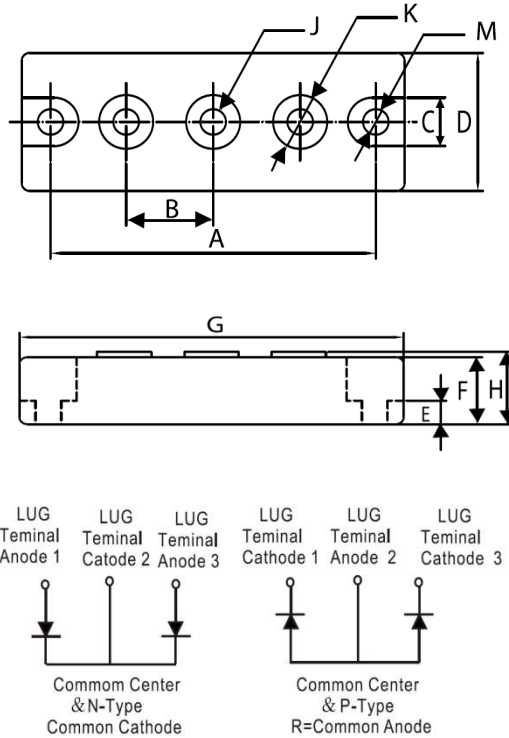


Figure .4-Typical Reverse Characteristics



Package dimensions and terminal configuration

Product is marked with part number and terminal configuration.



DIMENSIONS				
DIM	Inches		Millimeters	
	Min	Max	Min	Max
A	3.150	NOM	80.01	NOM
B	.872	.892	22.15	22.65
C	.465	.479	11.82	12.18
D	1.337	1.356	33.95	34.45
E	.230	.234	5.84	6.16
F	.725	REF	18.42	REF
G	3.668	3.768	93.17	95.71
H	—	.791	—	20.10
J	1/4-20 UNC FULL			
K	.509	.538	12.92	13.68
M	.238	.258	6.05	6.55