

SPECIFICATION

- Part No. : **PCB.MCXFRAJ.AHC.HT**
- Product Name : MCX (F) Jack For Right Angle PCB Mount & Crimp for 1.13/1.32/1.37 Micro Coaxial cable
- Feature : MCX(F) Jack
R/A Thru Hole & Crimp Jack for 1.13/1.32/1.37mm cable
Frequency Range: DC up to 6GHz
Finish: Gold
Leg Length: 3.8mm
RoHS Compliant



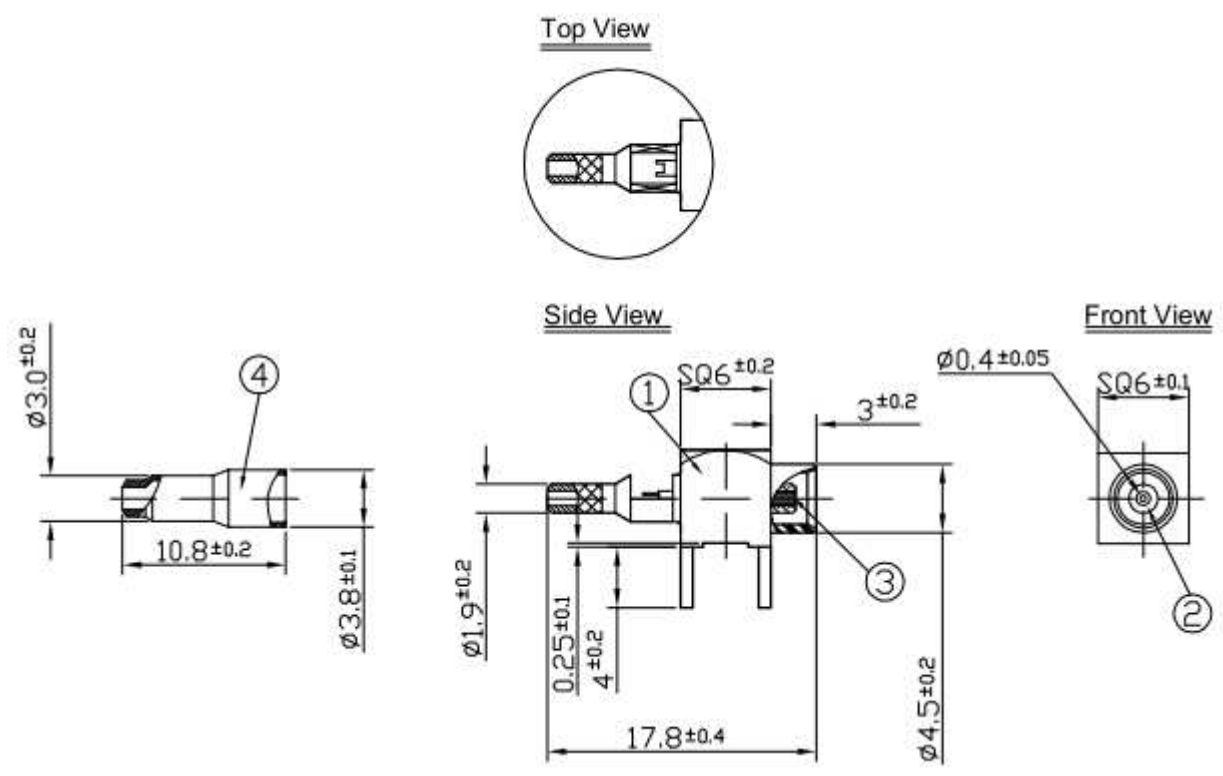
1. Introduction

The PCB.MCXFRAJ.AHC.HT connector is a right angle MCX(F) jack PCB mount, it has a crimp suitable for 1.13/1.32/1.37mm micro coaxial cable. The maximum thickness of PCB that the connector can be used with is 0.8mm. The connector pin is directly soldered onto pads on the PCB. Taoglas connectors are all RoHS compliant.

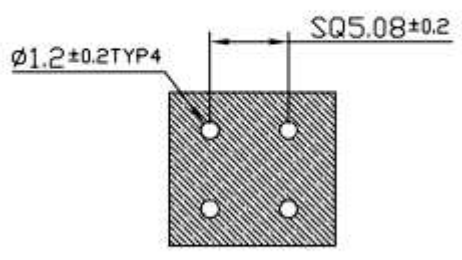
2. Specification

ELECTRICAL	
Impedance	50Ω
Frequency Range	DC~6 GHz
Working Voltage	Max. ≤250 Vrms
Dielectric withstanding Voltage	750 Vrms
Insulation Resistance	≥10000M MΩ
MECHANICAL	
Connector Dimension	17.8mm*10.2mm
Max. Thickness PCB acceptable	0.8mm
Connector Type	MCX(F) Jack
ENVIRONMENTAL	
RoHS compliant	

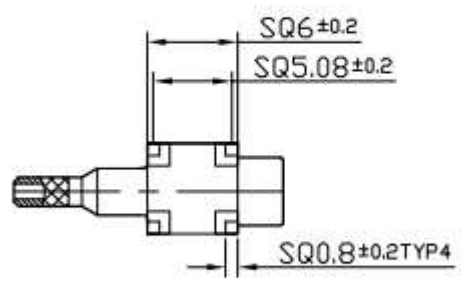
3. Connector Drawing



PCB Footprint



Bottom View



PCB Thickness 0.8t

	Name	Material	Finish	QTY
1	Body	Brass	Gold	1
2	Insulator	Teflon	White	1
3	Female Contact	Phosphor Bronze	Gold	1
4	Ferrule	Brass	Gold	1

Taoglas makes no warranties based on the accuracy or completeness of the contents of this document and reserves the right to make changes to specifications and product descriptions at any time without notice. Taoglas reserves all rights to this document and the information contained herein. Reproduction, use or disclosure to third parties without express permission is strictly prohibited. Copyright © 2012, Taoglas Ltd.