

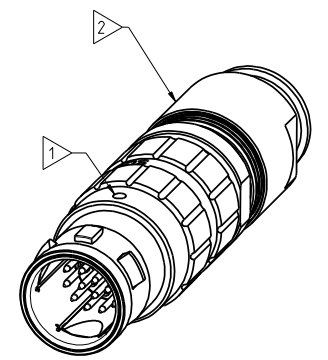
DWG. NO.
JBXFD2G19MSSDSMRC

THIS DRAWING IS A CONTROLLED DOCUMENT FOR SOURIAU USA, INC. CONTACT THE DOCUMENT CONTROL CENTER FOR THE LATEST REVISION.

C

B

THE INFORMATION CONTAINED IN THIS DRAWING IS CONFIDENTIAL AND MAY NOT BE DISCLOSED WITHOUT WRITTEN CONSENT FROM SOURIAU USA, INC.



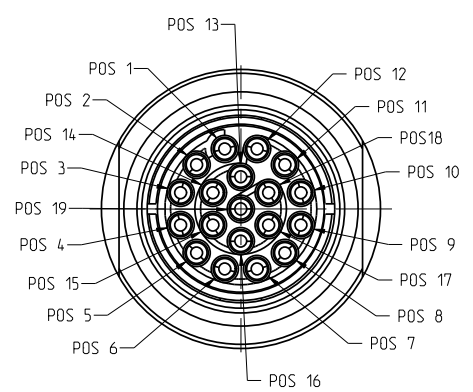
SCALE 2:1

NOTES:
 1 > RED DOT.
 MATERIAL:
 OUTER SHELL & COLLET NUT : } BRASS CuZn40Pb3 (C38500/C36000)
 LATCHING SLEEVE :
 HALF BUSHES :
 PIN CONTACT (SOLDER) : BRASS CuZn35Pb2 (C35300/C36000)
 INSULATOR : PEEK WITH 15% GLASS FILLED, COLOR BROWN
 COLLET : PA6/6 WITH MoS2, COLOR BLACK
 FINISH:
 OUTER SHELL & : CHROME OVER NICKEL UNDERCOAT
 COLLET NUT
 OTHER BRASS PARTS : NICKEL
 EXCEPT PIN CONTACTS :
 PIN CONTACTS : GOLD AS PER MIL-G-45204C TYPE 1, CLASS 00.
 2 > CONNECTOR WITH BACKNUT FOR PROTECTIVE BOOT - PROTECTIVE BOOT TO ORDER SEPARATELY.

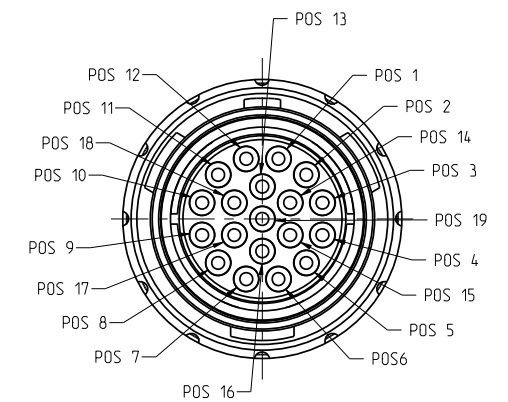
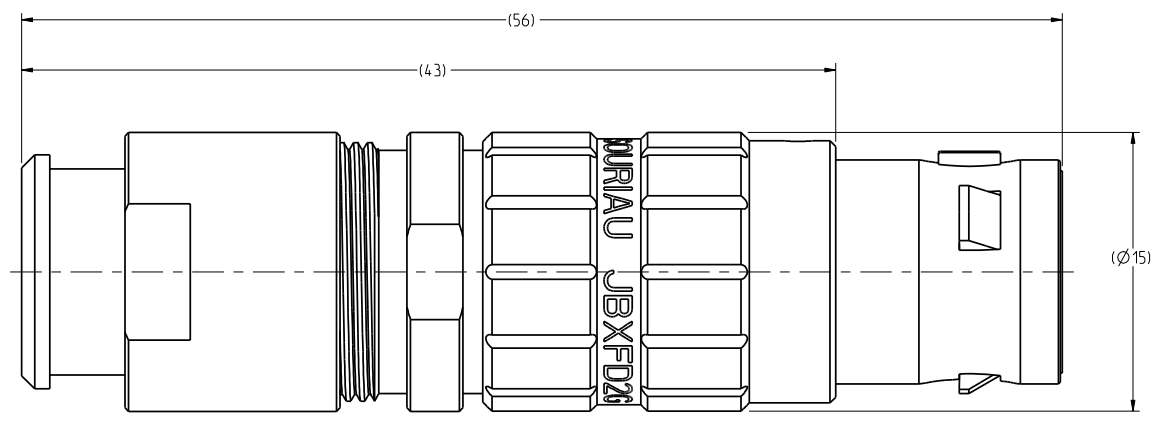
D

C

B



WIRE SIDE VIEW
(“COLLET SET” NOT SHOWN)



MATING SIDE VIEW

A	RELEASED PER ECN 11336	SSF 01-18-11	SDH 01-18-11
REV	DESCRIPTION	BY DATE	CHKD DATE

DRAWING TITLE
JBX, SIZE 2, 19 POSITION, MALE STRAIGHT PLUG
 CAT NO. **JBXFD2G19MSSDSMR**

LINEAR MEASURE:	<input checked="" type="checkbox"/> INCH <input type="checkbox"/> MM (INCH)
THIRD ANGLE PROJECTION	
TOLERANCES UNLESS OTHERWISE SPECIFIED	
No. OF PLACES	mm (INCH)
WHOLE No.	±0.5 (±.02)
ONE PLACE	±0.2 (±.008)
TWO PLACES	±0.1 (±.004)
ANGLES ±1°	

CAGE NO: 09922 SIZE: C

CUSTOMER
 INTERPRET THIS DRAWING IN ACCORDANCE WITH ASME Y14.5M - 1994.



DRAWN:	JJM	12-21-10
CHKD:	TW	12-21-10
DSGN:	XXX	mm-dd-yy
MFG:	DH	12-21-10
QC:	DK	12-21-10
DRAWING SCALE: 4:1		
DRAWING NO.	REV	
JBXFD2G19MSSDSMRC	A	
1 OF 2		

A

4

3

2

1

PRO-E

