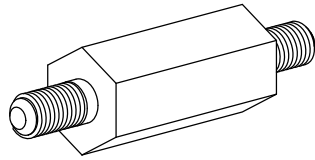
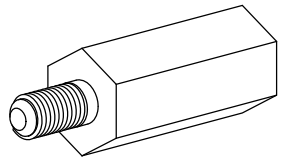


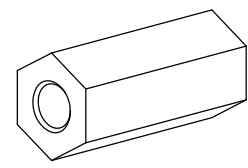
REV.	MODIFICATION.	DATE	DRN
01	ECN07-190	09/11/07	NJB
02	CO2010396	25/09/08	SF
03	CO2010452	23/10/08	TC
04	CO2011253	12/04/12	SF



STYLE 3



STYLE 2



STYLE 1

NOTE:
UNTHREADED LENGTH = 1.5 [.059] PITCH MAX.

INFORMATION CONTAINED IN THIS DOCUMENT IS CONFIDENTIAL TO RICHCO INTERNATIONAL Co., Ltd. AND MAY NOT BE DISCLOSED OR REPRODUCED IN WHOLE OR PART WITHOUT THEIR WRITTEN CONSENT.

RICHCO, INC.
WWW.RICHCO-INC.COM

METRIC PRIMARY UNITS: mm
IMPERIAL SECONDARY UNITS: (inches)
GENERAL TOLERANCES: ±0.25 (0.010)
UNLESS OTHERWISE SPECIFIED
1 DECIMAL PLACE ±
2 DECIMAL PLACES ±
ANGULAR ±1°

SHEET SIZE
A4

MATERIAL: BODY: NYLON 6 (RMS-133).
INSERT: BRASS (RMS-231). COLOUR: NATURAL

DESCRIPTION: METRIC HEX LOW VOLTAGE INSULATORS PART No.: SEE TABLE

DRG No.: 07-125 NPR No.: N/A THIRD ANGLE

DRN: NJB DATE: 09/11/07 CHKD: TC DATE: 23/10/08 SCALE: NTS SHEET No.: 1 OF 1

PART No.	'M'	'H'	'B'	'D'	'T'	'L'
HSM-M2-6.4-L-STYLE	M2	6.4 [.251]	6.0 [.236]	6.0 [.236]	0.6 [.023]	15.0-50.0 [.590-1.968] (1mm INCREMENTS)
HSM-M2.5-6.4-L-STYLE	M2.5	6.4 [.251]	6.0 [.236]	6.0 [.236]	0.68 [.026]	15.0-50.0 [.590-1.968] (1mm INCREMENTS)
HSM-M3-6.4-L-STYLE	M3	6.4 [.251]	6.0 [.236]	6.0 [.236]	0.75 [.029]	15.0-50.0 [.590-1.968] (1mm INCREMENTS)
HSM-M4-8-L-STYLE	M4	8.0 [.314]	6.0 [.236]	6.0 [.236]	1.05 [.041]	15.0-50.0 [.590-1.968] (1mm INCREMENTS)
HSM-M5-9.5-L-STYLE	M5	9.5 [.374]	10.0 [.393]	10.0 [.393]	1.2 [.047]	20.0-75.0 [.787-2.952] (1mm INCREMENTS)
HSM-M5-12.7-L-STYLE	M5	12.7 [.500]	12.7 [.500]	12.7 [.500]	1.5 [.059]	20.0-75.0 [.787-2.952] (1mm INCREMENTS)
HSM-M6-12.7-L-STYLE	M6	12.7 [.500]	12.7 [.500]	12.7 [.500]	1.5 [.059]	25.0-75.0 [.984-2.952] (1mm INCREMENTS)