



AC-DC UL/cUL ADAPTOR DC 4.5V 700mA



REV. Status

REVISION -
10/25/01 RJ

REVISION A
CHANGED
PERFORMANCE
CHART
02/28/02 RJ

REVISION B
REVISED PLUG
LOCATION. ADDED
RoHS
05/22/06 MP

A. Electrical specifications

1. Input voltage: AC 120V ±10% 60Hz ±0.5Hz
2. Output voltage and current: DC 4.5V at 700mA

| V_{in} | 100% Load | No Load |
|----------|------------|------------|
| 108 | 2.5VDC MIN | - |
| 120 | 4.0-5.0VDC | 8.5VDC MAX |
| 132 | - | 9.5VDC MAX |

NOTE: Specification applies after 10 minutes warm-up with full load and at any operating temperature.

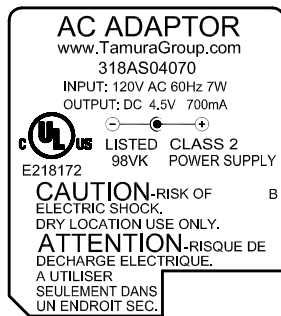
3. Operating temperature: -10 °C to +40 °C
4. Storage temperature: -20 °C to +85 °C
5. Operating and Storage Humidity: 0 to 95% without condensation
6. Withstand voltage: 1000Vrms 1 minute @ input to output

B. Typical performance data test Condition:
Ta= +25°C measured after 10 minute warm-up with input at 120V 60Hz

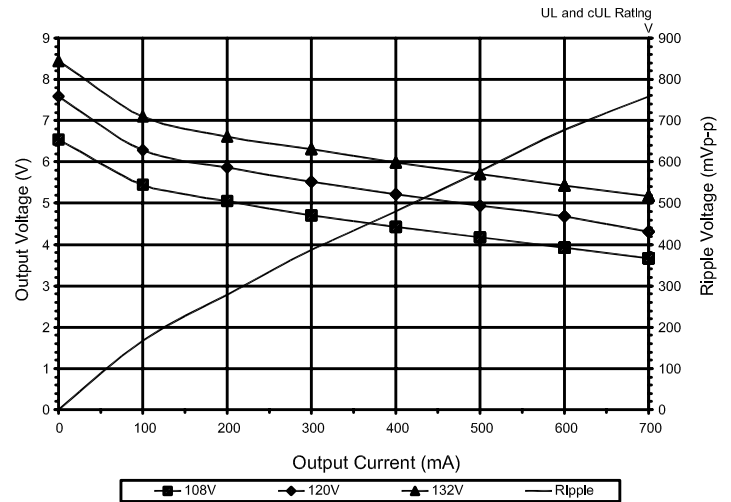
C. Safety agencies

UL and cUL File No. E218172

D. Nameplate: Information is as follows:
Metallic letters on a black background

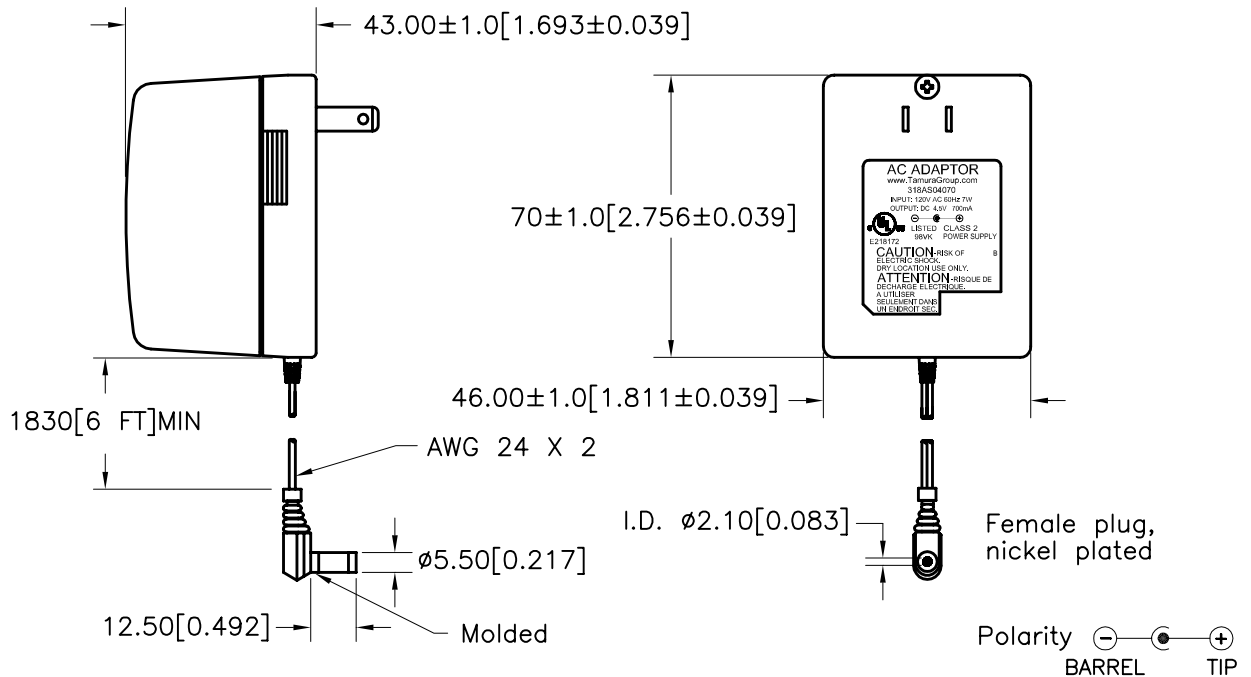


TYPICAL PERFORMANCE CHART



E. Mechanical Specifications

All dimensions shown are nominal unless otherwise specified



PREPARED BY:

K. BRENNAN

ENGINEER:

M. PITCHAI

QUALITY CONTROL:

T. CLEM

APPROVED:

Y. SEKIGUCHI

DWG CONTROL NO. P-A7-12938
ACAD\PS\A7129381.DWG

REV B

UL/cUL DC 4.5V 700mA
POWER SUPPLY

TAMURA CORPORATION OF AMERICA
43352 BUSINESS PARK DRIVE, TEMECULA, CA. 92590-6624
(951) 699-1270 FAX 9516769482

318AS04070

MODEL SPECIFICATION

DIM: mm(In) SCL: NONE SH: 1 OF 1

PROPRIETARY NOTICE: THIS DRAWING PRINT OR DOCUMENT AND SUBJECT MATTER DISCLOSED HEREIN ARE PROPRIETARY ITEMS TO WHICH TAMURA RETAINS THE EXCLUSIVE RIGHT OF DISSEMINATION, REPRODUCTION, MANUFACTURE AND SALE. THIS DRAWING, PRINT OR DOCUMENT IS SUBMITTED IN CONFIDENCE FOR CONSIDERATION BY THE RECIPIENT ALONE UNLESS PERMISSION FOR FURTHER DISCLOSURE IS EXPRESSLY GRANTED IN WRITING.