



THREE FLANGE DUAL PRIMARY 1.1VA PC BOARD POWER TRANSFORMER

MODEL NUMBER
3FD-2XX & PSD2-XX

REV. Status

REVISION - 05/06/96 TS
REVISION A REFORMATTED 08/14/96 TS
REVISION B REFORMATTED 07/14/97 TS
REVISION C CORRECTED P/N's 09/29/97 TS
REVISION D CHANGED A.7. 08/23/99 TS
REVISION E ADDED RoHS 12/15/05 MP

A. Electrical Specifications (@ 25°C)

- Maximum Power: 1.1VA
- Input Voltage and Frequency: 115/230V 50/60 Hz
- Secondary Voltage: See Table A
- Voltage Regulation: 24% TYP @ full load to no load
- Temperature Rise: 35°C TYP (45°C MAX allowed)
- Insulation Resistance:
100 MΩ MIN @ 500VDC, Pri to Sec, Pri to Core
100 MΩ MIN @ 500VDC, Sec to Core
- Hi-Pot: 2500 Vrms 1 minute @ Pri to Sec
1500 Vrms 1 minute @ Pri to Core
1500 Vrms 1 minute @ Sec to Core
500 Vrms 1 minute @ Sec to Sec

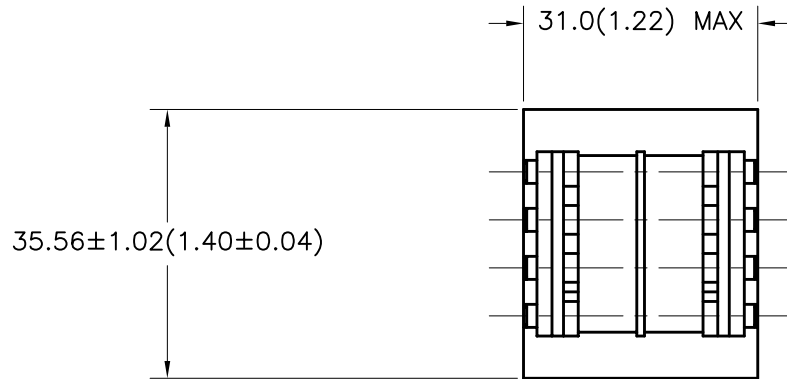
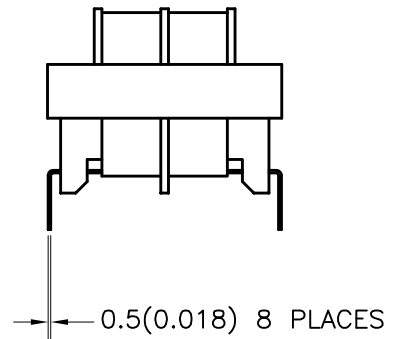
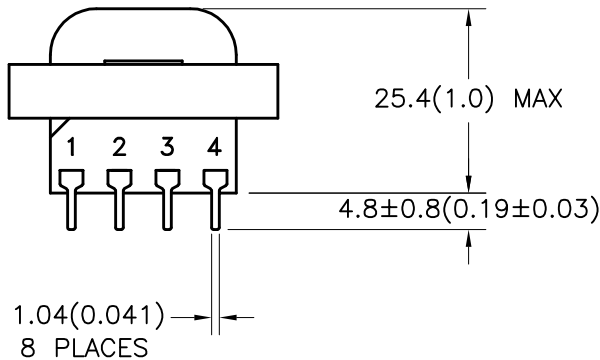
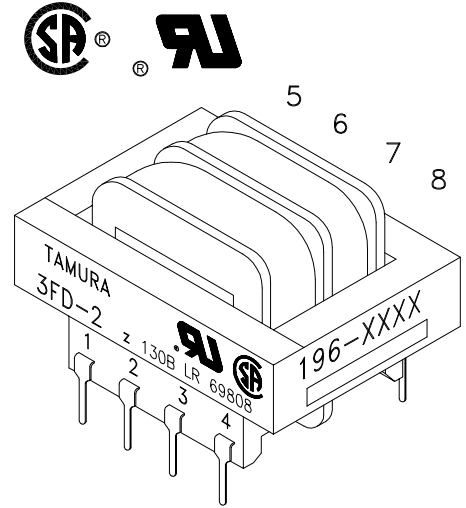


B. Marking: TAMURA, Tamura part number (see sheet 2), MICROTRAN, Microtran part number (see sheet 2), date code, country of origin, safety logos and input and output ratings

C. Safety:

Insulation Class B (130°C) File No. E92957
 CSA 22.2 Nos. 0 and 66, File No. LR69808
 UL 1585, Class II and III, File No. E95844
 UL 506, General Purpose, File No. E91239

D. Mechanical Specifications:



PREPARED BY:

K. BRENNAN

ENGINEER:

M. PITCHAI

QUALITY CONTROL:

T. CLEM

APPROVED:

Y. SEKIGUCHI

DWG CONTROL NO.
P-A1-11644
ACAD\3F\A1116441.DWG

REV
E

SIZE 2 3FD & PSD FAMILY
POWER TRANSFORMER

CONTENTS OF THIS DRAWING ARE
SUBJECT TO CHANGE WITHOUT
PRIOR NOTICE

TAMURA CORPORATION OF AMERICA
43352 BUSINESS PARK DRIVE, TEMECULA, CA. 92590-6624
(951) 699-1270 FAX 9516769482

3FD-2XX & PSD2-XX

MODEL SPECIFICATION

DIM: mm(In) SCL: 1/1 SH: 1 OF 2

PROPRIETARY NOTICE: THIS DRAWING PRINT OR DOCUMENT AND SUBJECT MATTER DISCLOSED HEREIN ARE PROPRIETARY ITEMS TO WHICH TAMURA RETAINS THE EXCLUSIVE RIGHT OF DISSEMINATION, REPRODUCTION, MANUFACTURE AND SALE. THIS DRAWING, PRINT OR DOCUMENT IS SUBMITTED IN CONFIDENCE FOR CONSIDERATION BY THE RECIPIENT ALONE UNLESS PERMISSION FOR FURTHER DISCLOSURE IS EXPRESSLY GRANTED IN WRITING.

REV. Status

REVISION -
05/06/96 TS

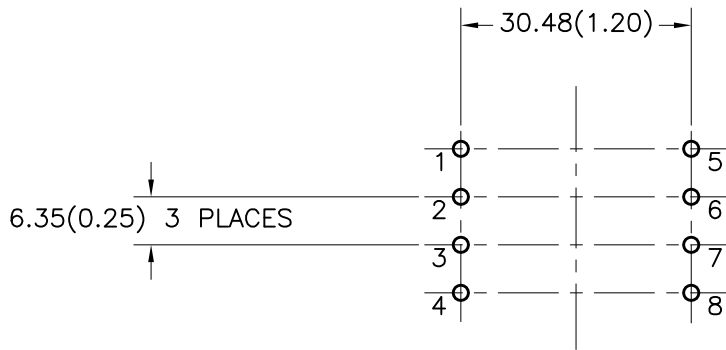
REVISION A
REFORMATTED
08/14/96 TS

REVISION B
REFORMATTED
07/14/97 TS

REVISION C
CORRECTED
P/N's
09/29/97 TS

REVISION D
CHANGED A.7.
08/23/99 TS

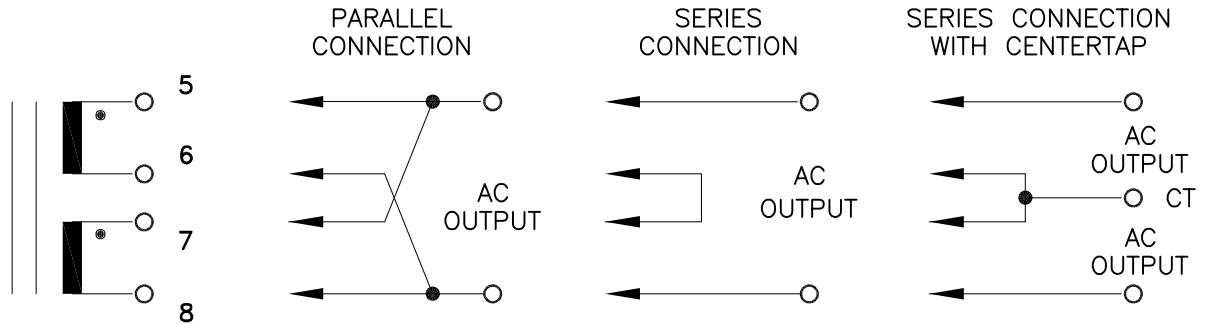
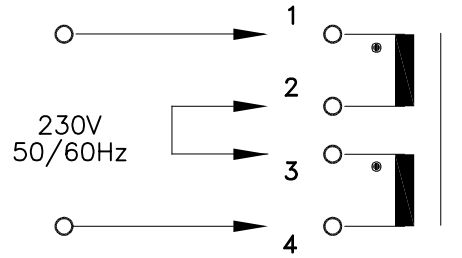
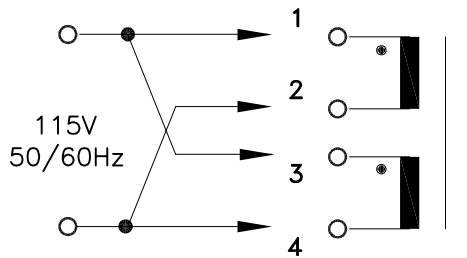
REVISION E
ADDED RoHS
12/15/05 MP



MODEL NUMBER
3FD-2XX & PSD2-XX

F. Connection Diagram:

PRIMARY INPUT CONNECTIONS



G. Table A: (NOTE: all parts are dual marked with both part numbers)

TAMURA PART NO.	MICROTRAN PART NO.	PARALLEL CONNECTION		SERIES CONNECTION		SERIES CONNECTION WITH CT	
		AC VOLTS	RMS AMPS	AC VOLTS	RMS AMPS	AC VOLTS	RMS AMPS
3FD-210	PSD2-10	5.0	0.220	10.0	0.110	5.0-CT-5.0	0.110
3FD-212	PSD2-12	6.3	0.180	12.6	0.090	6.3-CT-6.3	0.090
3FD-216	PSD2-16	8.0	0.140	16.0	0.070	8.0-CT-8.0	0.070
3FD-220	PSD2-20	10.0	0.110	20.0	0.055	10.0-CT-10.0	0.055
3FD-224	PSD2-24	12.0	0.090	24.0	0.045	12.0-CT-12.0	0.045
3FD-228	PSD2-28	14.0	0.080	28.0	0.040	14.0-CT-14.0	0.040
3FD-236	PSD2-36	18.0	0.060	36.0	0.030	18.0-CT-18.0	0.030
3FD-248	PSD2-48	24.0	0.046	48.0	0.023	24.0-CT-24.0	0.023
3FD-256	PSD2-56	28.0	0.040	56.0	0.020	28.0-CT-28.0	0.020
3FD-2120	PSD2-120	60.0	0.020	120.0	0.010	60.0-CT-60.0	0.010

PREPARED BY:
K. BRENNAN

ENGINEER:
M. PITCHAI

QUALITY CONTROL:
T. CLEM

APPROVED:
Y. SEKIGUCHI

DWG CONTROL NO. P-A1-11644
ACAD\3F\A1116442.DWG

REV E
SIZE 2 3FD & PSD FAMILY
POWER TRANSFORMER

TAMURA CORPORATION OF AMERICA
43352 BUSINESS PARK DRIVE, TEMECULA, CA. 92590-6624
(951) 699-1270 FAX 9516769482

3FD-2XX & PSD2-XX

MODEL SPECIFICATION
DIM: mm(In) SCL: 1/1 SH: 2 OF 2

PROPRIETARY NOTICE: THIS DRAWING PRINT OR DOCUMENT AND SUBJECT MATTER DISCLOSED HEREIN ARE PROPRIETARY ITEMS TO WHICH TAMURA RETAINS THE EXCLUSIVE RIGHT OF DISSEMINATION, REPRODUCTION, MANUFACTURE AND SALE. THIS DRAWING, PRINT OR DOCUMENT IS SUBMITTED IN CONFIDENCE FOR CONSIDERATION BY THE RECIPIENT ALONE UNLESS PERMISSION FOR FURTHER DISCLOSURE IS EXPRESSLY GRANTED IN WRITING.