

REV. Status

REVISION -  
05/06/02 RJ  
  
REVISION A  
ADDED RoHS  
06/01/06 MP

A. Electrical specifications

1. Input voltage: AC 120V ±10% 60Hz ±0.5Hz
2. Output voltage and current: AC 12V at 1A

$V_{in}$	100% Load	No Load
108	9.5VAC MIN	-
120	11.5-12.5VAC	15.0VAC MAX
132	-	16.0VAC MAX

NOTE: Specification applies after 10 minutes warm-up with full load and at any operating temperature.

3. Operating temperature: -10°C to +40°C
4. Storage temperature: -20°C to +85°C
5. Operating and Storage Humidity: 0 to 95% without condensation
6. Withstand voltage: AC 1000Vrms 1 minute @ input to output


B. Typical performance data test Condition:  
Ta= +25°C measured after 10 minute warm-up with input at 120V 60Hz

C. Safety agencies

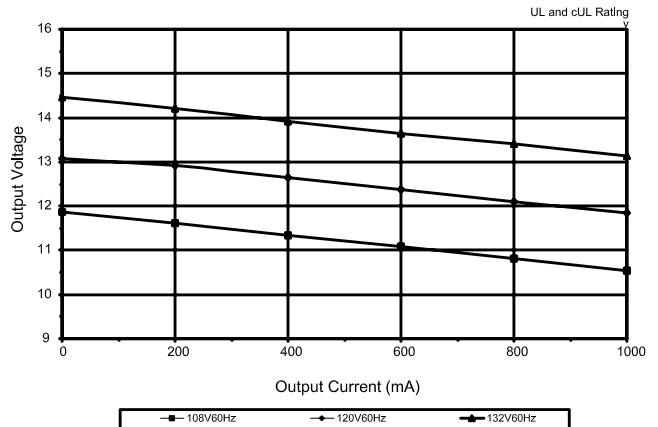
UL and cUL File No. E218172

D. Nameplate: Information is as follows:

Metallic letters on a black background

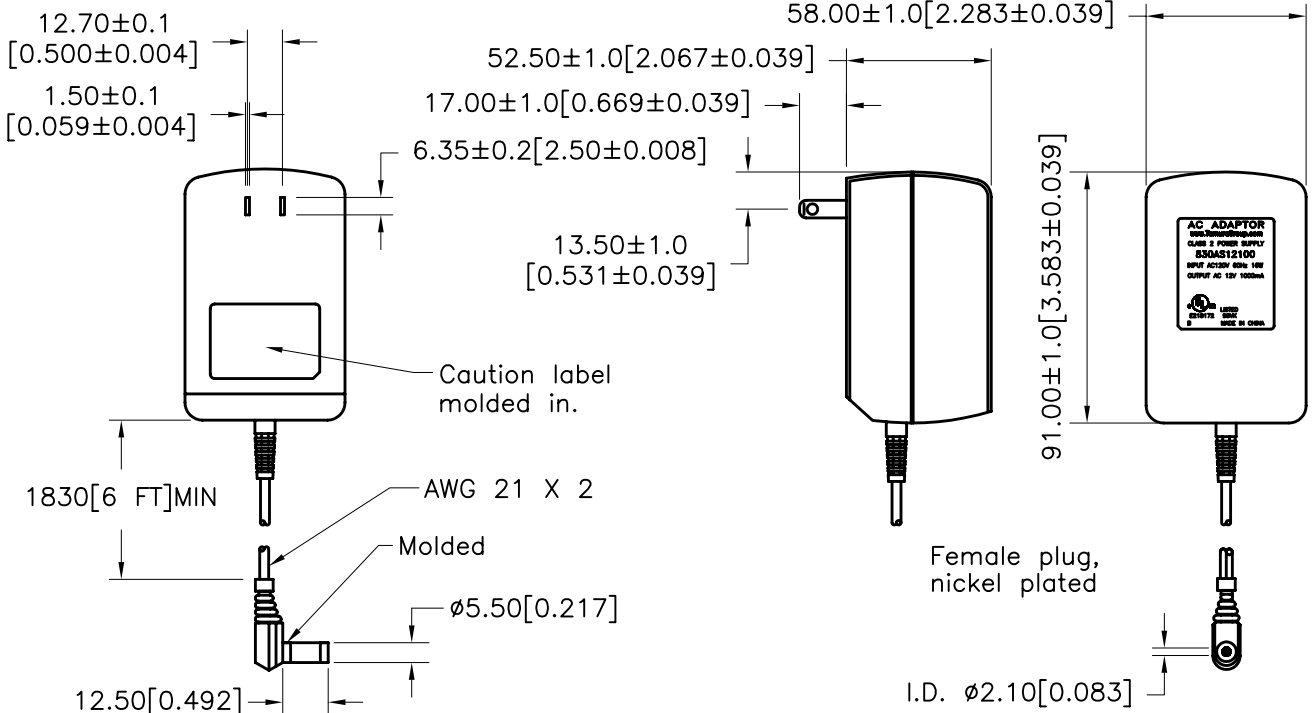


TYPICAL PERFORMANCE CHART



E. Mechanical Specifications

All dimensions shown are nominal unless otherwise specified



PREPARED BY:

K. BRENNAN

ENGINEER:

M. PITCHAI

QUALITY CONTROL:

T. CLEM

APPROVED:

Y. SEKIGUCHI

DWG CONTROL NO. P-A7-13018  
ACAD\PS\A7130181.DWG

REV A

UL/cUL AC 12V 1A  
POWER SUPPLY

CONTENTS OF THIS DRAWING ARE SUBJECT TO CHANGE WITHOUT PRIOR NOTICE

**TAMURA CORPORATION OF AMERICA**  
43352 BUSINESS PARK DRIVE, TEMECULA, CA. 92590-6624  
(951) 699-1270 FAX 9516769482

**830AS12100**

MODEL SPECIFICATION

DIM: mm(In) SCL: NONE SH: 1 OF 1

PROPRIETARY NOTICE: THIS DRAWING PRINT OR DOCUMENT AND SUBJECT MATTER DISCLOSED HEREIN ARE PROPRIETARY ITEMS TO WHICH TAMURA RETAINS THE EXCLUSIVE RIGHT OF DISSEMINATION, REPRODUCTION, MANUFACTURE AND SALE. THIS DRAWING, PRINT OR DOCUMENT IS SUBMITTED IN CONFIDENCE FOR CONSIDERATION BY THE RECIPIENT ALONE UNLESS PERMISSION FOR FURTHER DISCLOSURE IS EXPRESSLY GRANTED IN WRITING.