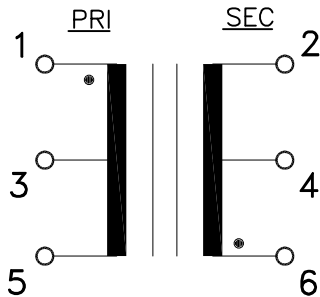


A. Electrical specification (@ 25°C)

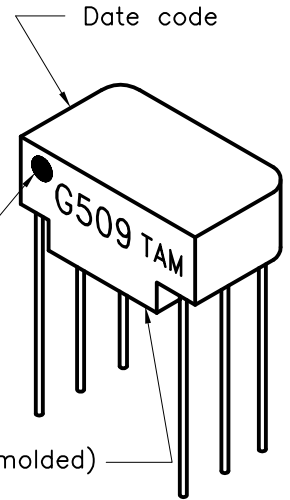
1. Power rating;  
500 mW
2. Dielectric strength;  
500 VDC 1 minute
3. Insulation resistance;  
10,000 MΩ MIN @ 500 VDC
4. Turns ratio;  
(1-5) : (6-2) = 1 CT : 1 CT ±5%  
(1-3) : (6-4) = 1 : 1 ±5%
5. Primary open circuit inductance;  
500 μH MIN @ 1 KHz, 40 mV (1-5)
6. Primary ET-constant  
8.5V - μs MIN
7. Rise time;  
5.3 ns MAX
8. Interwinding capacitance between Primary and Secondary;  
32.0 PF MAX @ 100 KHz
9. Primary leakage inductance with shorted Secondary;  
0.4 μH MAX @ 100 KHz
10. DC Resistance;  
Primary (1-5) 1.3Ω MAX  
Secondary (6-2) 1.3Ω MAX

- B. Marking;  
G509, TAM, date code and country of origin

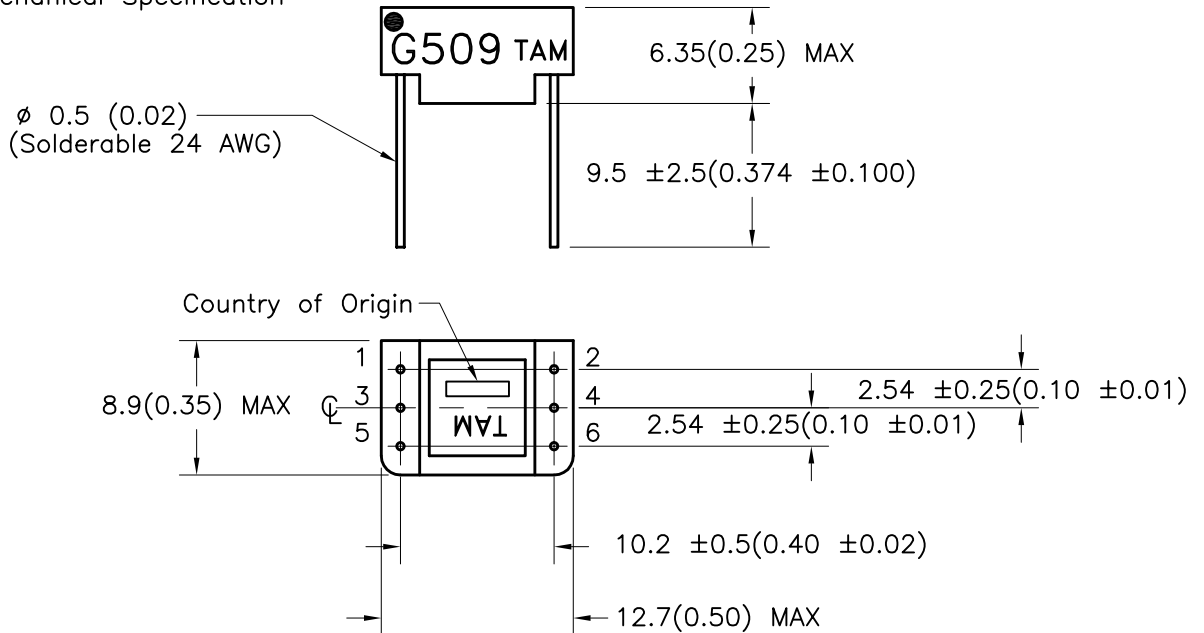
C. Schematic diagram



MODEL NUMBER  
**G509**



D. Mechanical Specification



PREPARED BY:

K. BRENNAN

ENGINEER:  
M. PITCHAI

DWG CONTROL NO.  
P-A1-10635  
ACAD\G-SER\A1106351.DWG

REV  
**B**

PULSE  
TRANSFORMER

**G509**

QUALITY CONTROL:  
T. CLEM

CONTENTS OF THIS DRAWING ARE  
SUBJECT TO CHANGE WITHOUT  
PRIOR NOTICE

**TAMURA CORPORATION OF AMERICA**  
43352 BUSINESS PARK DRIVE, TEMECULA, CA. 92590-6624  
(951) 699-1270 FAX 9516769482

MODEL SPECIFICATION

DIM: mm(In) SCL: 2/1 SH: 1 OF 1

APPROVED:

Y. SEKIGUCHI

PROPRIETARY NOTICE: THIS DRAWING PRINT OR DOCUMENT AND SUBJECT MATTER DISCLOSED HEREIN ARE PROPRIETARY ITEMS TO WHICH TAMURA RETAINS THE EXCLUSIVE RIGHT OF DISSEMINATION, REPRODUCTION, MANUFACTURE AND SALE. THIS DRAWING, PRINT OR DOCUMENT IS SUBMITTED IN CONFIDENCE FOR CONSIDERATION BY THE RECIPIENT ALONE UNLESS PERMISSION FOR FURTHER DISCLOSURE IS EXPRESSLY GRANTED IN WRITING.