

LOW PROFILE THREE FLANGE 6VA POWER TRANSFORMER APPROVED TO UL506

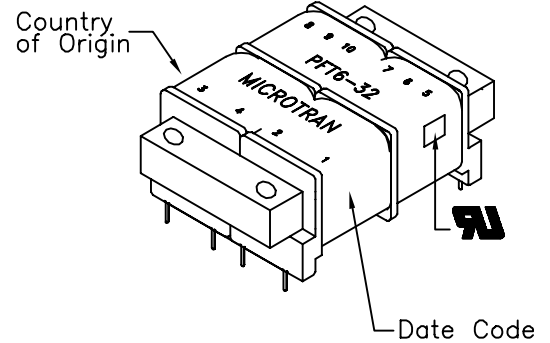
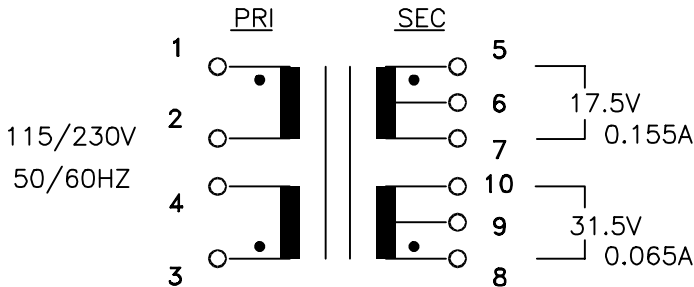
A. Electrical Specifications (@ 25°C)

1. Input Voltage and Frequency; 115/230V 50/60Hz
2. Output Voltage; 17.5VCT ±5% @ 0.155A  
31.5VCT ±5% @ 0.065A
3. Output Power; 6VA
4. Insulation Resistance;  
100MΩ MIN @ 500VDC, Pri to Sec, Pri to Core, Sec to Core
5. Hi-Pot;  
1500Vrms 1 minute @ Pri to Sec, Pri to Core  
1500Vrms 1 minute @ Sec to Core

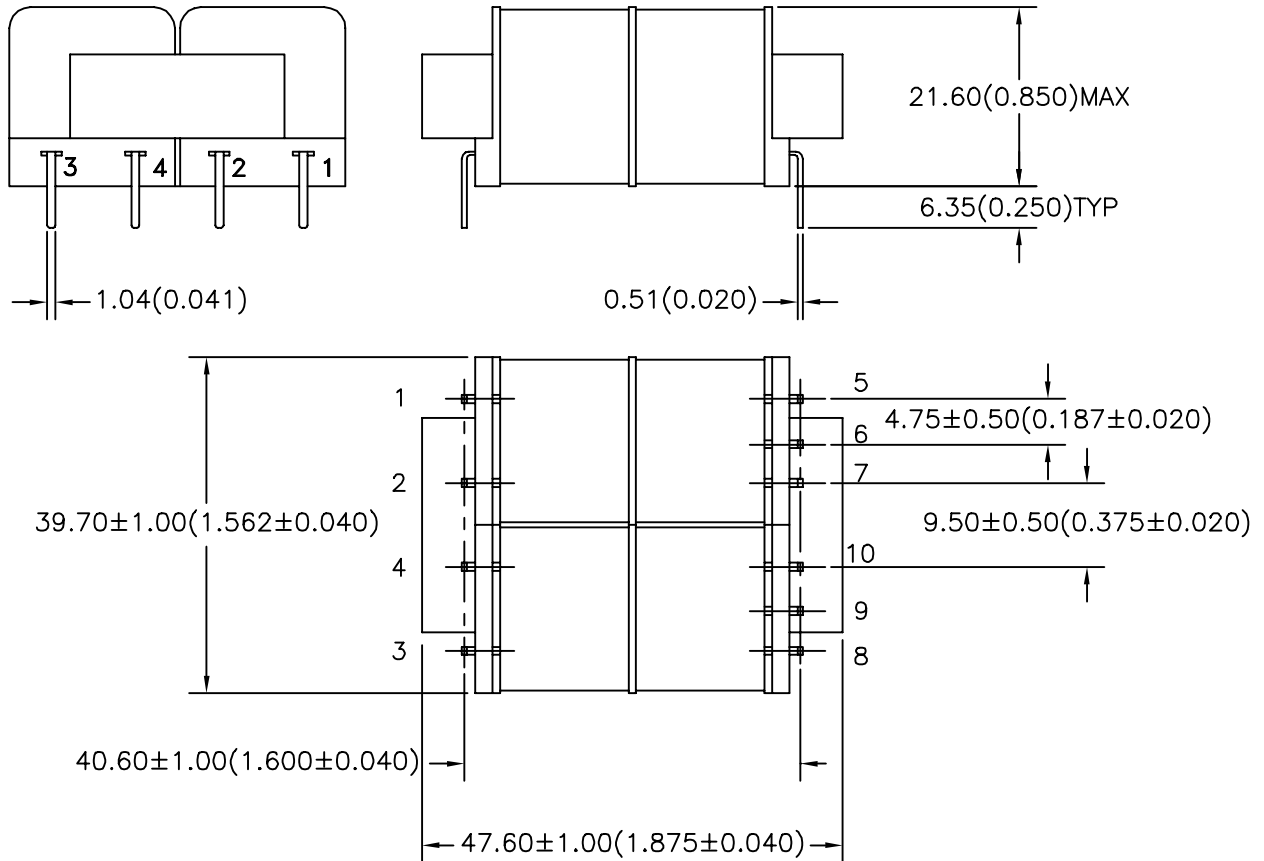
B. Marking; PFT6-32, MICROTRAN, date code, country of origin, terminal numbers and safety symbols.

C. Safety:  
UL506 General Purpose  
File Number E79781

D. Schematic Diagram:



E. Mechanical Specifications:



MODEL NUMBER  
**PFT6-32**

PREPARED BY:

D. Rund

ENGINEER:

T. Shiozawa

QUALITY CONTROL:

D. Kelley

APPROVED:

J. Coleman

DWG CONTROL NO.  
P-A1-12341  
ACAD\3FVA1123411.DWG

REV  
-

3 FLANGE BOBBIN  
POWER TRANSFORMER

**TAMURA CORPORATION OF AMERICA**  
43352 BUSINESS PARK DRIVE, TEMECULA, CA. 92590-6624  
(909) 699-1270 FAX 9096769482

**PFT6-32**

MODEL SPECIFICATION

DIM: mm(In) SCL: NONE SH: 1 OF 1

PROPRIETARY NOTICE: THIS DRAWING PRINT OR DOCUMENT AND SUBJECT MATTER DISCLOSED HEREIN ARE PROPRIETARY ITEMS TO WHICH TAMURA RETAINS THE EXCLUSIVE RIGHT OF DISSEMINATION, REPRODUCTION, MANUFACTURE AND SALE. THIS DRAWING, PRINT OR DOCUMENT IS SUBMITTED IN CONFIDENCE FOR CONSIDERATION BY THE RECIPIENT ALONE UNLESS PERMISSION FOR FURTHER DISCLOSURE IS EXPRESSLY GRANTED IN WRITING.