

REV. Status

REVISION -  
06/02/92 TS

REVISION A  
NEW FORMAT  
TEMECULA  
WAS CARSON  
ADDED SAFETY  
07/09/96 TS

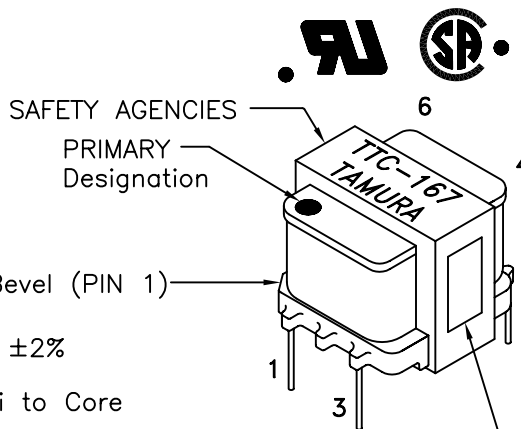
REVISION B  
REMOVED  
"t" FROM  
DC RESISTANCE  
CHANGED  
MECH SPEC  
TO 4 PINS  
12/20/04 YS

REVISION C  
REVISED  
MARKING  
07/19/05 YS

DRY COUPLING TELECOMMUNICATION COUPLING TRANSFORMER FCC PART 68

A. Electrical Specifications (@ 25 ° C)

1. Pri Source Impedance; 10KΩ
2. Sec Load Impedance; 10KΩ
3. Insertion Loss;  
1.7dB MAX @ 1KHz 0dBm
5. Frequency Response (relative to 1 KHz);  
±1.0dB @ 300Hz to 4KHz, 0dBm
7. DC Resistance;  
(1-3) = 330Ω ±20%  
(4-6) = 420Ω ±20%
8. Turns Ratio; (1-3) : (4-6) = 1 : 1.00 ±2%
9. Dielectric Strength;  
1000Vrms, 1 minute @ Pri to Sec, Pri to Core  
1000Vrms, 1 minute @ Sec to Core



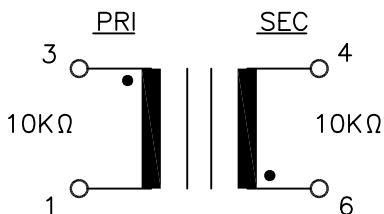
MODEL NUMBER  
**TTC-167**

B. Marking; TTC-167, TAMURA, date code, country of origin and safety logos

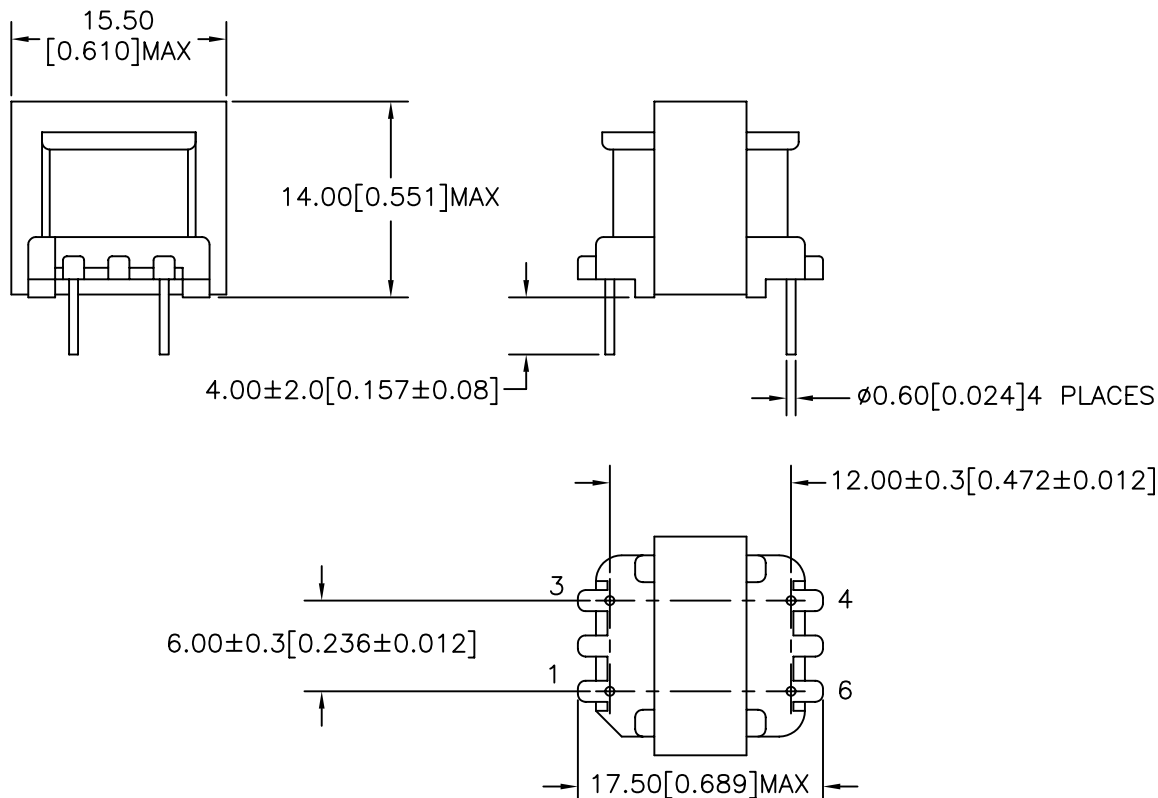
C. Safety: CSA C22.2 No. 66-M1988 File No. LR81383  
UL 1863 File No. E142035

Date code and  
country of origin

D. Schematic Diagram



E. Mechanical Specifications



PREPARED BY:

K. BRENNAN

ENGINEER:  
Y. SEKIGUCHI

QUALITY CONTROL:  
T. CLEM

APPROVED:  
Y. SEKIGUCHI

DRAWING CONTROL NO.  
P-A1-10697  
ACAD\TTC\A1106971.DWG

REV  
C

MODEL DESCRIPTION  
TELECOMMUNICATION COUPLING  
TRANSFORMER

**TAMURA CORPORATION OF AMERICA**  
43352 BUSINESS PARK DRIVE, TEMECULA, CA. 92590-6624  
(951) 699-1270 FAX 9516769482

MODEL SPECIFICATION

**TTC-167**

DIM: mm(In) SCL: 2/1 SH: 1 OF 1

PROPRIETARY NOTICE: THIS DRAWING PRINT OR DOCUMENT AND SUBJECT MATTER DISCLOSED HEREIN ARE PROPRIETARY ITEMS TO WHICH TAMURA RETAINS THE EXCLUSIVE RIGHT OF DISSEMINATION, REPRODUCTION, MANUFACTURE AND SALE. THIS DRAWING, PRINT OR DOCUMENT IS SUBMITTED IN CONFIDENCE FOR CONSIDERATION BY THE RECIPIENT ALONE UNLESS PERMISSION FOR FURTHER DISCLOSURE IS EXPRESSLY GRANTED IN WRITING.