



TELECOMMUNICATION MODEM COUPLING TRANSFORMER



MODEL NUMBER
TTC-294

REV. Status

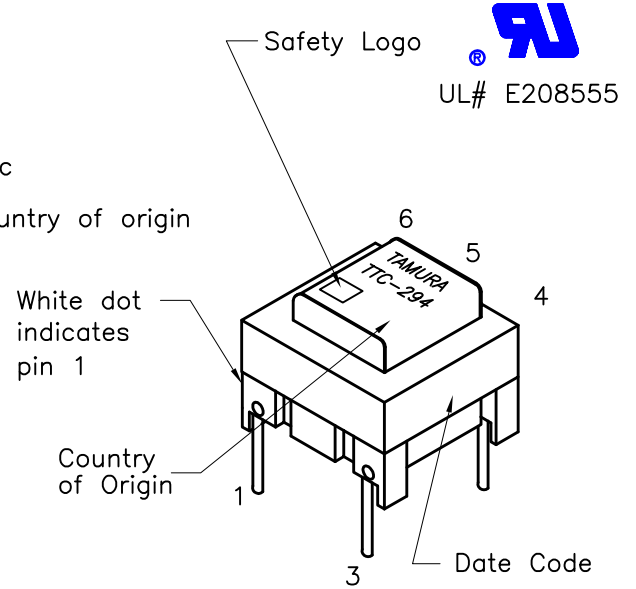
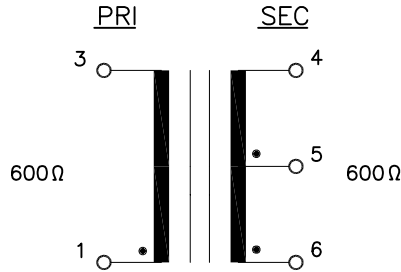
- REVISION - 11/29/00 MP
- REVISION A REV'D DCR TOLERANCE 09/08/04 MP
- REVISION B ADDED RoHS 08/17/05 MP

- A. Electrical Specifications (@ 25° C)
1. Primary Impedance; 600Ω
 2. Secondary Impedance; 600Ω
 3. Insertion Loss: 1.20dB MAX @ 1KHz, 1Vrms
 4. Frequency Response; ±0.16dB @ 300Hz to 3.5KHz, 1Vrms
 5. Inductance; 1.5H MIN (Lp) @ 1KHz, 1.0Vrms measured (1-3)
 6. Leakage Inductance; 2.0mH (Ls) MAX @ 10KHz, 0.1Vrms measured (1-3) with 6 & 4 shorted
 7. DC Resistance;
 - (1-3) : 58Ω ±15%
 - (6-5) : 14Ω ±15%
 - (5-4) : 62Ω ±15%
 8. Turns Ratio; (6-4):(1-3)=1:1±2%
(1-3):(5-4)=1:0.8±2%
 9. Dielectric Strength; 1850V 1 second, Pri-Sec

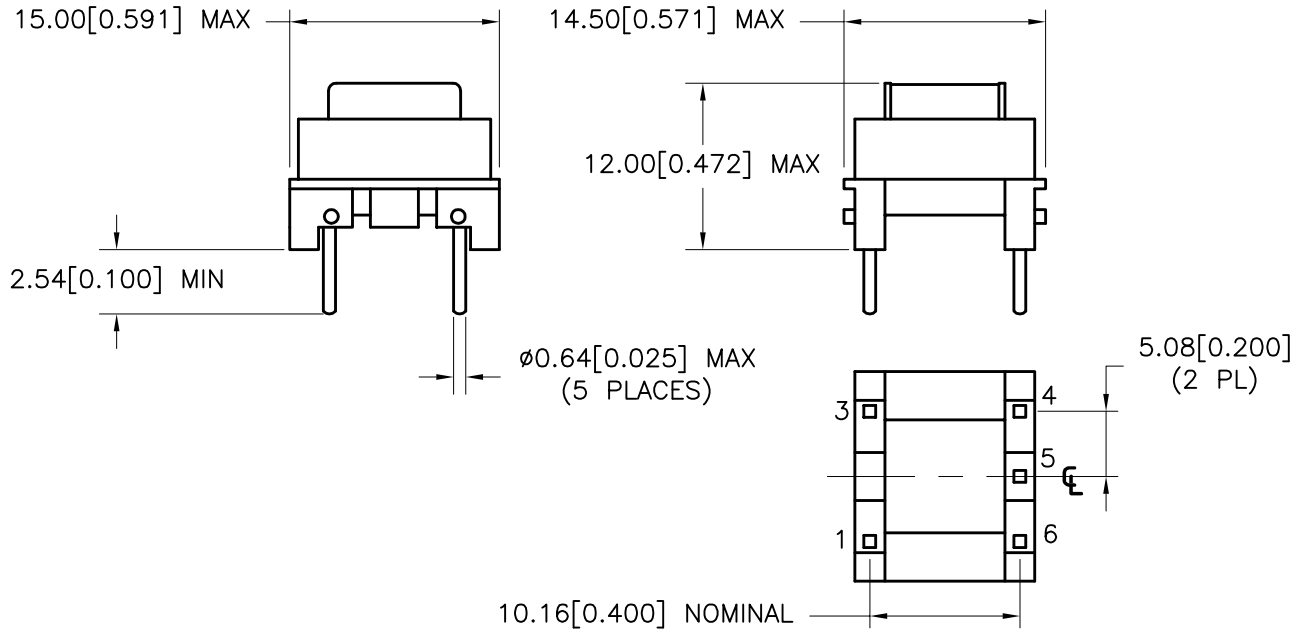
B. Marking; TTC-294, TAMURA, date code and country of origin

C. Safety; UL1950 3rd Edition

D. Schematic;



E. Mechanical Specifications;



PREPARED BY:
K. BRENNAN

ENGINEER:
M. PITCHAI

QUALITY CONTROL:
T. CLEM

APPROVED:
Y. SEKIGUCHI

DWG CONTROL NO. P-A1-12413
ACAD\TTC\A1124131.DWG

REV B TELECOMMUNICATION MODEM COUPLING TRANSFORMER

TAMURA CORPORATION OF AMERICA
43352 BUSINESS PARK DRIVE, TEMECULA, CA. 92590-6624
(951) 699-1270 FAX 9516769482

TTC-294

MODEL SPECIFICATION

DIM: mm(In) SCL: 2/1 SH: 1 OF 1

PROPRIETARY NOTICE: THIS DRAWING PRINT OR DOCUMENT AND SUBJECT MATTER DISCLOSED HEREIN ARE PROPRIETARY ITEMS TO WHICH TAMURA RETAINS THE EXCLUSIVE RIGHT OF DISSEMINATION, REPRODUCTION, MANUFACTURE AND SALE. THIS DRAWING, PRINT OR DOCUMENT IS SUBMITTED IN CONFIDENCE FOR CONSIDERATION BY THE RECIPIENT ALONE UNLESS PERMISSION FOR FURTHER DISCLOSURE IS EXPRESSLY GRANTED IN WRITING.