

HDSL transformer designed for use with Level One HDSL IC chips SK70706/SK70721 at 784, 528 and 400Kbps rates.

A. Electrical Specifications (@ 25°C)

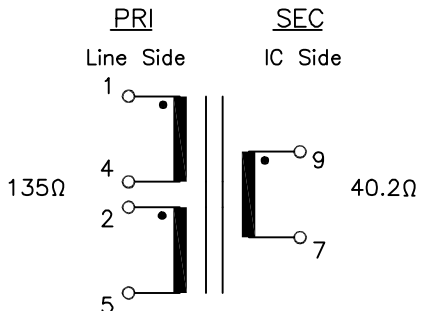
1. Primary (Line side) Impedance; 135Ω
2. Secondary (IC side) Impedance; 40.2Ω
3. Longitudinal Balance; 50dBm MIN @ 40KHz TO 300KHz, 0dBm (Per FCC part 68.310, pin 7 grounded)
4. Insertion Loss; 0.75dB MAX @ 100KHz, 0dBm
5. Total Harmonic Distortion; -80dB TYP @ 5KHz, 5Vp-p
6. Primary Open Circuit Inductance; 2.92mH ±5% @ 10KHz, 1.0Vrms Measured (1-5) with 2 & 4 shorted
7. DC Current; 160mA
8. DC Resistance; (1-4)=2.11Ω ±10%  
(2-5)=2.11Ω ±10%  
(7-9)=2.63Ω ±10%
9. Turns Ratio; (1-4):(2-5)=1:1.00±2%  
(7-9):(1-5)=1:1.80±2%  
2 & 4 shorted

10. Dielectric Strength; 1875Vrms 1 second @ Pri to Sec

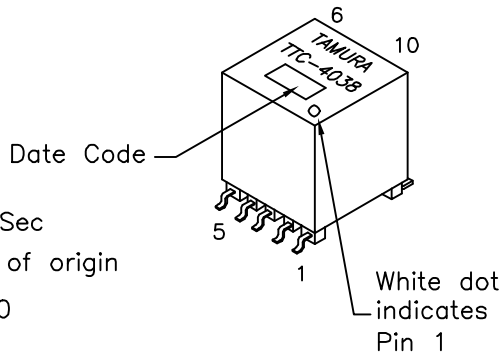
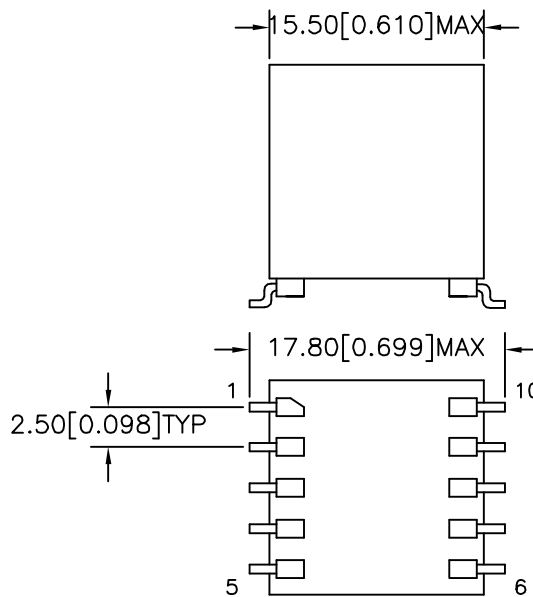
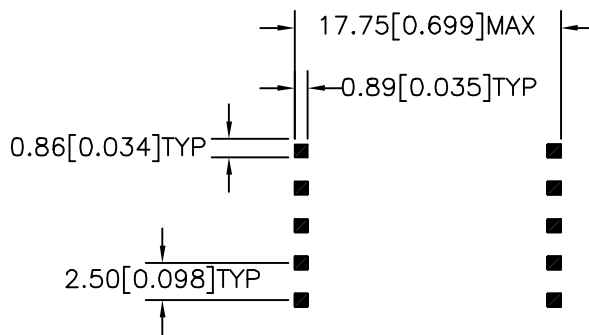
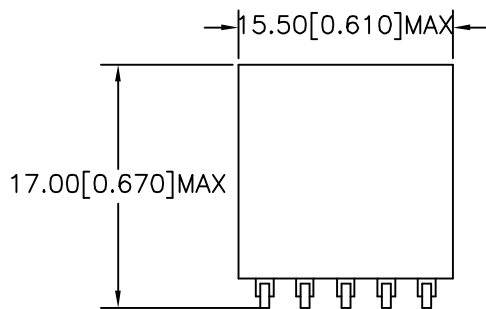
B. Marking; TTC-4038, TAMURA, date code and country of origin

C. Safety; Complies with UL1950 3rd Edition and IEC950

D. Schematic;



E. Mechanical Specifications;



MODEL NUMBER

TTC-4038

PREPARED BY:

D. Rund

ENGINEER:

M. Pitchai

QUALITY CONTROL:

D. Kelley

APPROVED:

J. Coleman

DWG CONTROL NO.  
P-A1-12364  
ACAD\TTC\A1123641.DWG

REV  
PRE

HDSL  
TRANSFORMER

**TAMURA CORPORATION OF AMERICA**  
43352 BUSINESS PARK DRIVE, TEMECULA, CA. 92590-6624  
(909) 699-1270 FAX 9096769482

TTC-4038

MODEL SPECIFICATION

DIM: mm(in) SCL: 2/1 SH: 1 OF 1

PROPRIETARY NOTICE: THIS DRAWING PRINT OR DOCUMENT AND SUBJECT MATTER DISCLOSED HEREIN ARE PROPRIETARY ITEMS TO WHICH TAMURA RETAINS THE EXCLUSIVE RIGHT OF DISSEMINATION, REPRODUCTION, MANUFACTURE AND SALE. THIS DRAWING, PRINT OR DOCUMENT IS SUBMITTED IN CONFIDENCE FOR CONSIDERATION BY THE RECIPIENT ALONE UNLESS PERMISSION FOR FURTHER DISCLOSURE IS EXPRESSLY GRANTED IN WRITING.