



TELECOMMUNICATION MODEM COUPLING TRANSFORMER COMPATIBLE WITH V.90 TECHNOLOGIES

REV. Status

REVISION - 12/10/01 MP

REVISION A CHANGED DIMENSIONS 03/24/04 MP

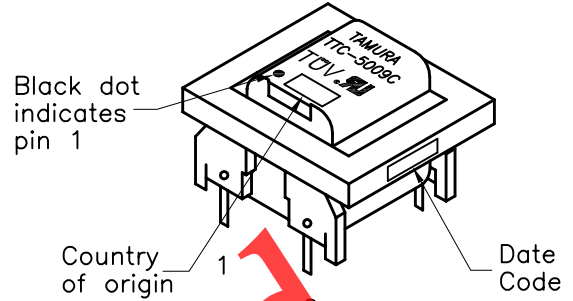
REVISION B REVISED RETURN LOSS - WAS 200Hz TO 4KHz 03/24/05 MP

REVISION C ADDED "C" CLASS TO MARKING NOTE 05/16/06 MP

- A. Electrical Specifications (@ 25 C)
 1. Pri Source Impedance; 600Ω
 2. Sec Load Impedance; 530Ω
 3. Insertion Loss; 1.0dB MAX @ 1KHz, 0dBm
 4. Frequency Response (relative to 1KHz) ±0.25dB @ 200Hz to 4KHz, 0dBm
 5. Longitudinal Balance; 60dB MIN @ 200Hz to 1KHz 40dB MIN @ 1KHz to 4KHz
 6. Return Loss; 20dB MIN @ 1KHz, 0dBm
 7. DC Resistance; (1-2)= 46Ω ±15% (3-4)= 45Ω ±15%
 8. Turns Ratio; (1-2):(4-3) = 1:1.00±2%
 9. Dielectric Strength; 1875Vrms 1 second Pri to Sec
 10. Total Harmonic Distortion: -78dB MAX @ 600Hz, -10dBm (-83dB TYP)



MODEL NUMBER
TTC-5009

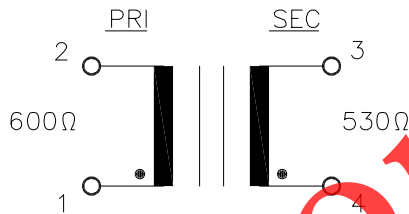


B. Marking; TTC-5009C, TAMURA, date code and country of origin. "C" designates UL approved family classification

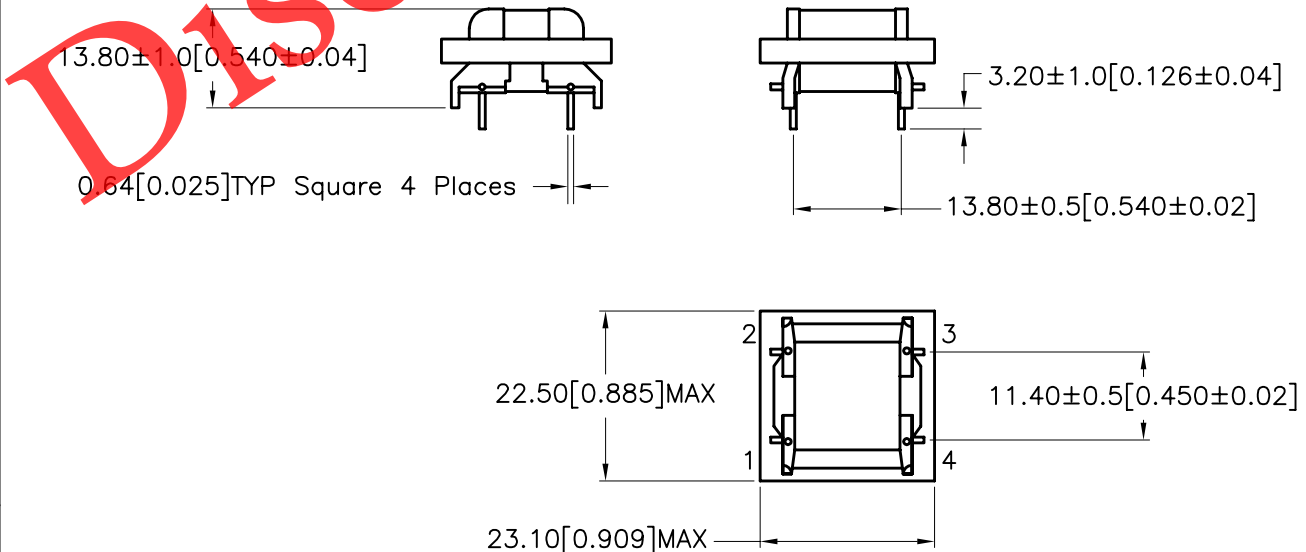
C. Safety; UL1950 3rd Edition, UL609050, EN60950



D. Schematic Diagram;



E. Mechanical Specifications;



PREPARED BY:

K. BRENNAN

ENGINEER:

M. PITCHAI

QUALITY CONTROL:

T. CLEM

APPROVED:

Y. SEKIGUCHI

DWG CONTROL NO. P-A1-12304 REV C ACAD\TTC\A1123041.DWG

MODEM COUPLING TRANSFORMER

TAMURA CORPORATION OF AMERICA 43352 BUSINESS PARK DRIVE, TEMECULA, CA. 92590-6624 (951) 699-1270 FAX 9516769482

TTC-5009

MODEL SPECIFICATION

DIM: mm[In] SCL: 1/1 SH: 1 OF 1

PROPRIETARY NOTICE: THIS DRAWING PRINT OR DOCUMENT AND SUBJECT MATTER DISCLOSED HEREIN ARE PROPRIETARY ITEMS TO WHICH TAMURA RETAINS THE EXCLUSIVE RIGHT OF DISSEMINATION, REPRODUCTION, MANUFACTURE AND SALE. THIS DRAWING, PRINT OR DOCUMENT IS SUBMITTED IN CONFIDENCE FOR CONSIDERATION BY THE RECIPIENT ALONE UNLESS PERMISSION FOR FURTHER DISCLOSURE IS EXPRESSLY GRANTED IN WRITING.