



MINIATURE ENCAPSULATED TELECOMMUNICATION V.32 MODEM TRANSFORMER

REV. Status

REVISION -
06/10/03 MP

REVISION A
CHANGED DIMS.
03/10/08 MP

REVISION B
ADDED REFLOW
PROFILE & RoHS
11/01/07 YS

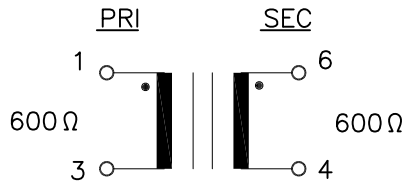
A. Electrical Specifications (@ 25° C)

1. Primary Impedance; 600Ω
2. Secondary Impedance; 600Ω
3. Insertion Loss: 2.0dB MAX @ 2KHz, 0dBm
4. Frequency Response; ±0.25dB @ 200Hz to 4KHz, 0dBm
5. Longitudinal Balance;
80dB MIN @ 200Hz to 4KHz, 0dBm
6. Return Loss; 14dB MIN @ 200Hz to 4KHz, 0dBm
7. Primary Inductance; 3.8H MIN @ 200Hz, 0.78Vrms, Lp
Measured (1-3)
8. Leakage Inductance; 7mH MAX @ 1KHz, 0.78Vrms
Measured (1-3) with 6 & 4 shorted
9. DC Resistance;
(1-3):115Ω ±15%
(6-4):115Ω ±15%
10. Turns Ratio; (1-3):(6-4)=1:1.00 ±2%
11. Total Harmonic Distortion;
-76dB MAX @ 600Hz, -10dBm (-79dB TYP)
12. Dielectric Strength; 3000Vrms 1 minute @ Pri-Sec

B. Marking; TTC-5023, TAMURA, date code and country of origin

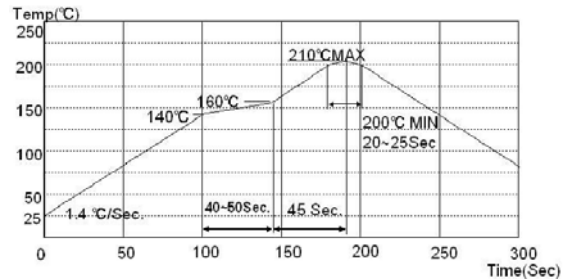
C. Safety; Certified to UL60950, EN60950 (CB Report)

D. Schematic;

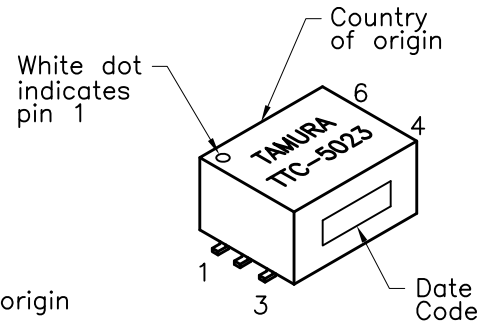


E. Suggested Reflow Profile (Terminal)

Customer to determine proper profile based on actual conditions



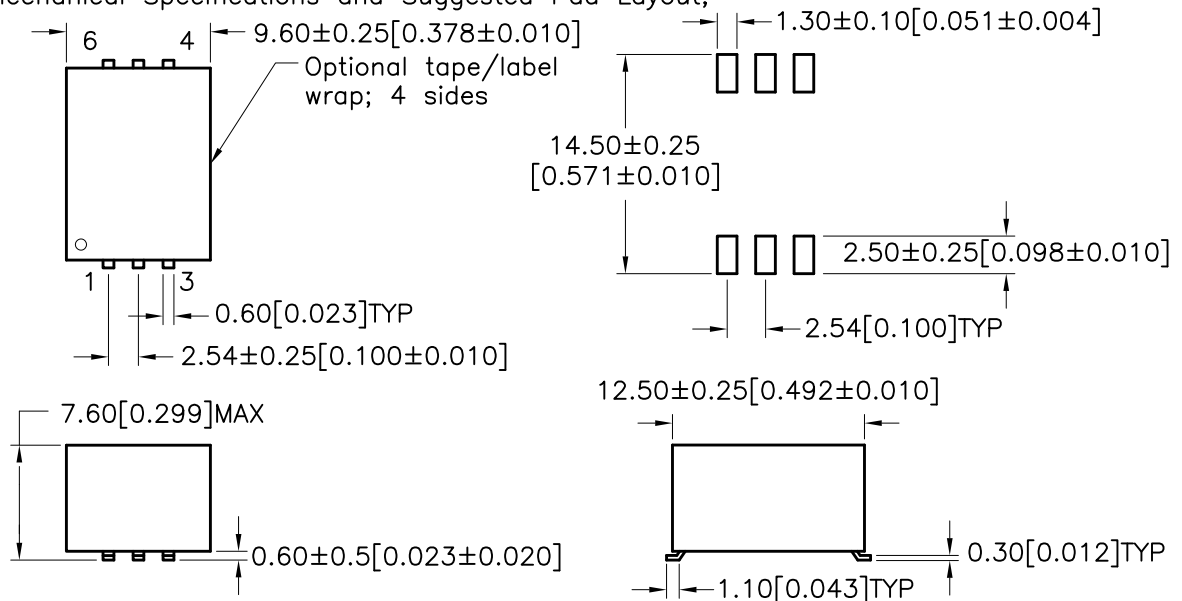
UL #E208555



MODEL NUMBER

TTC-5023

F. Mechanical Specifications and Suggested Pad Layout;



PREPARED BY:

K. BRENNAN

ENGINEER:

M. PITCHAI

SAFETY ENGINEER

B. OCONNELL

APPROVED:

Y. SEKIGUCHI

DWG CONTROL NO.
P-A1-12866
ACAD\TTC\A1128661.DWG

REV
B

TELECOMMUNICATION V.32
MODEM TRANSFORMER

TAMURA CORPORATION OF AMERICA
43352 BUSINESS PARK DRIVE, TEMECULA, CA. 92590-6624
(951) 699-1270 FAX 9516769482

TTC-5023

MODEL SPECIFICATION

DIM: mm(In) SCL: 2/1 SH: 1 OF 1

PROPRIETARY NOTICE: THIS DRAWING PRINT OR DOCUMENT AND SUBJECT MATTER DISCLOSED HEREIN ARE PROPRIETARY ITEMS TO WHICH TAMURA RETAINS THE EXCLUSIVE RIGHT OF DISSEMINATION, REPRODUCTION, MANUFACTURE AND SALE. THIS DRAWING, PRINT OR DOCUMENT IS SUBMITTED IN CONFIDENCE FOR CONSIDERATION BY THE RECIPIENT ALONE UNLESS PERMISSION FOR FURTHER DISCLOSURE IS EXPRESSLY GRANTED IN WRITING.