

REV. Status

REVISION -  
03/08/04 MP

REVISION A  
ADDED RoHS.  
ADDED TOLS TO  
PIN DIMS  
10/17/06 MP

REVISION B  
ADDED OP. TEMP.  
UPDATED SAFETY  
12/17/10 MP

TELECOMMUNICATION V.90 MODEM TRANSFORMER

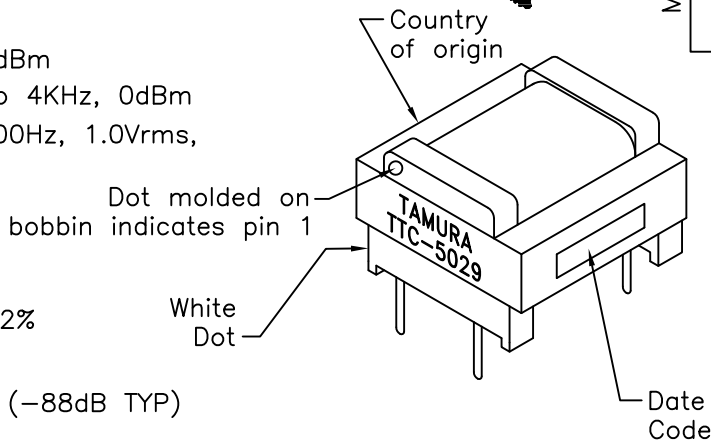
A. Electrical Specifications (@ 25° C)

1. Primary Impedance; 600Ω
2. Secondary Impedance; 600Ω
3. Insertion Loss: 1.0dB MAX @ 1KHz, 0dBm
4. Frequency Response; ±0.20dB @ 200Hz to 4KHz, 0dBm
5. Longitudinal Balance;  
60dB MIN @ 200Hz to 4KHz, 0dBm
6. Return Loss; 20dB MIN @ 200Hz to 4KHz, 0dBm
7. Primary Inductance; 9.5H TYP @ 300Hz, 1.0Vrms,  
Lp (parallel) Measured (1-3)
8. DC Resistance;  
(1-3) : 40Ω ±15%  
(6-4) : 40Ω ±15%
9. Turns Ratio; (1-3):(6-4)=1:1.00 ±2%
10. Total Harmonic Distortion;  
-80dB MAX @ 600Hz, -10dBm (-88dB TYP)
11. Dielectric Strength; 1875Vrms 1 second @ Pri-Sec



MODEL NUMBER

TTC-5029

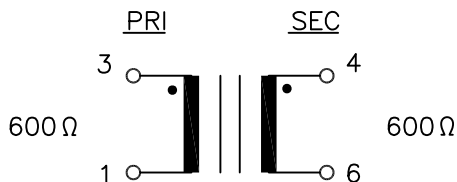


B. Operating Temperature; 0° C to 70° C

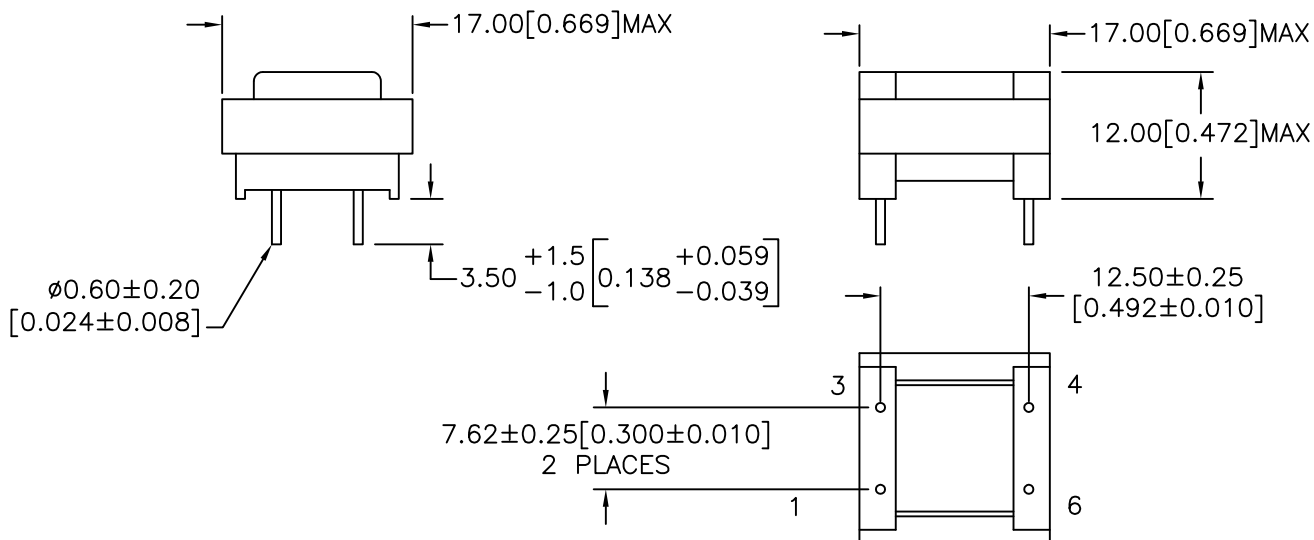
C. Marking; TTC-5029, TAMURA, date code and country of origin

D. Safety; Constructed to meet IT equipment requirements for basic insulation for isolation of TNV-2 voltage levels during normal operating conditions.

E. Schematic;



F. Mechanical Specifications and Suggested Pad Layout;



PREPARED BY:

C. POPPE

ENGINEER:

M. PITCHAI

SAFETY ENGINEER

B. OCONNELL

APPROVED:

P. BRUNE

DRAWING CONTROL NO.  
P-A1-13302  
ACAD\XFMR\TTC\A1133021.DWG

REV  
B

MODEL DESCRIPTION  
TELECOMMUNICATION V.90  
MODEM TRANSFORMER

**TAMURA CORPORATION OF AMERICA**  
1040 SOUTH ANDREASEN DRIVE, ESCONDIDO, CA. 92029  
(951) 699-1270 FAX 7607400536

MODEL SPECIFICATION

TTC-5029

DIM: mm[In] SCL: 1/1 SH: 1 OF 1

PROPRIETARY NOTICE: THIS DRAWING PRINT OR DOCUMENT AND SUBJECT MATTER DISCLOSED HEREIN ARE PROPRIETARY ITEMS TO WHICH TAMURA RETAINS THE EXCLUSIVE RIGHT OF DISSEMINATION, REPRODUCTION, MANUFACTURE AND SALE. THIS DRAWING, PRINT OR DOCUMENT IS SUBMITTED IN CONFIDENCE FOR CONSIDERATION BY THE RECIPIENT ALONE UNLESS PERMISSION FOR FURTHER DISCLOSURE IS EXPRESSLY GRANTED IN WRITING.