

REVISION -
06/26/01MP

REVISION A
CHANGED
DIMENSIONS &
PAD LAYOUT
03/31/04 MP

TELECOMMUNICATION DRY COUPLING SURFACE MOUNT TRANSFORMER

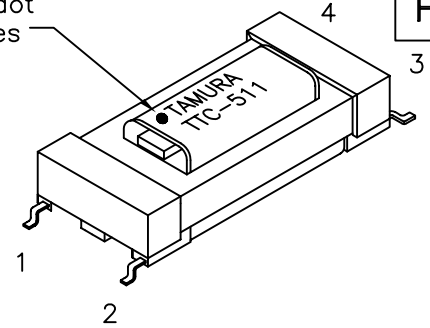
A. Electrical specifications (@ 25° C)

1. Pri source impedance; 600Ω
2. Sec load impedance; 287Ω
3. Frequency response; ±0.2dB, 300Hz to 3.5KHz, 0dBm
4. Return loss; 25dB MIN @ 300Hz to 3.5KHz
5. Insertion loss; 3.80dB MAX @ 1KHz, 0dBm
6. Longitudinal balance;
60dB MIN @ 200Hz to 4KHz
7. DC resistance;
(1-2) = 150Ω ±15%
(3-4) = 175Ω ±15%
8. Turns ratio;
(1-2) : (3-4) = 1 : 1.00 ±2%
9. Dielectric strength;
1875Vrms 1 second @ Pri to Sec, Pri to Core
625Vrms 1 second @ Sec to Core
10. Total harmonic distortion;
-75dB MAX @ 600Hz, -10dBm (-82dB TYP)



MODEL NUMBER
TTC-511

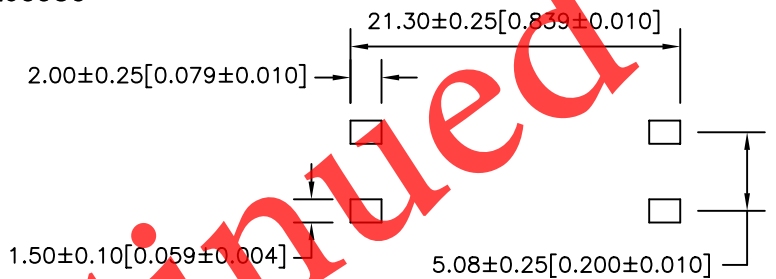
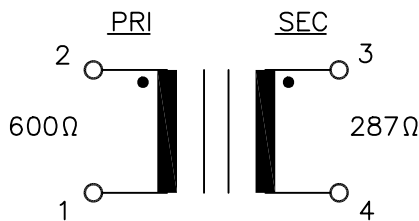
Block dot
indicates
pin 1



B. Marking; TTC-511, TAMURA, date code and country of origin

C. Safety; UL1950 3rd Edition, UL60950

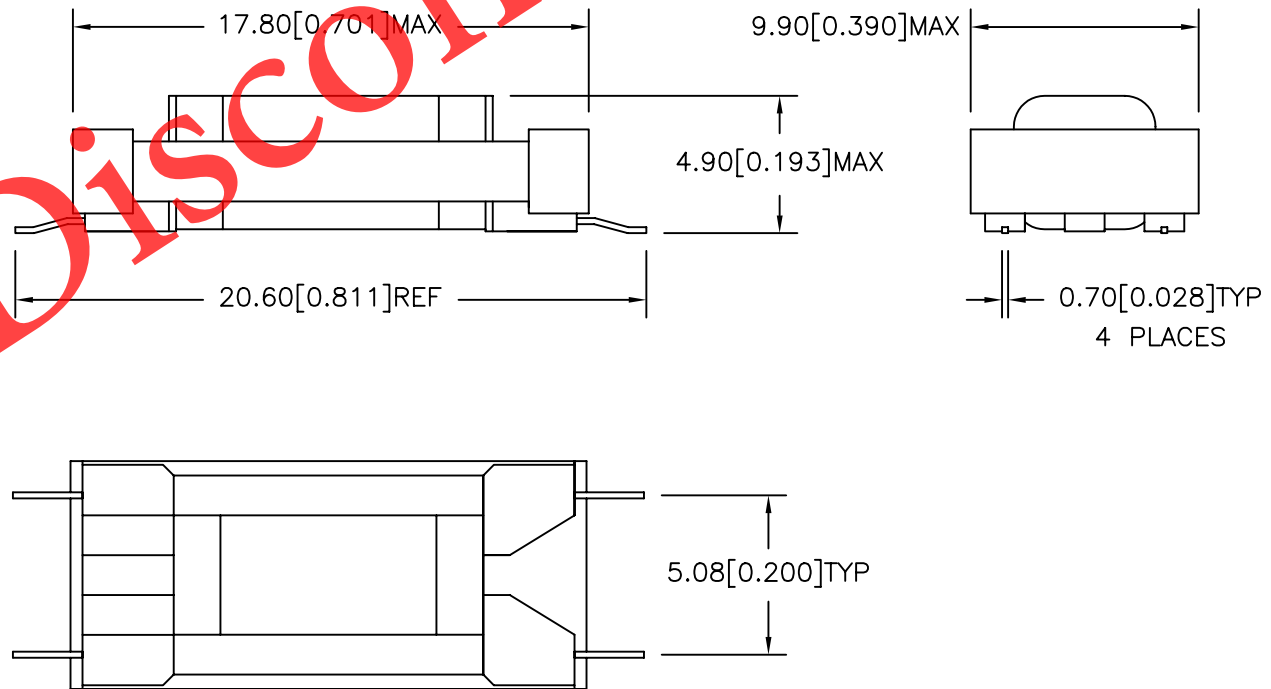
D. Schematic diagram;



Suggested Pad Layout

E. Mechanical Specifications;

All dimensions shown are nominal unless otherwise specified



PREPARED BY:

D. Rund

ENGINEER:

M. Pitchai

QUALITY CONTROL:

T. Clem

APPROVED:

J. Coleman

DRAWING CONTROL NO.
P-A1-12378
ACAD\TTC\A1123781.DWG

REV
A

MODEL DESCRIPTION
TELECOMMUNICATION SURFACE MOUNT
DRY COUPLING TRANSFORMER

MODEL SPECIFICATION

TTC-511

CONTENTS OF THIS DRAWING ARE
SUBJECT TO CHANGE WITHOUT
PRIOR NOTICE

TAMURA CORPORATION OF AMERICA
43352 BUSINESS PARK DRIVE, TEMECULA, CA. 92590-6624
(909) 699-1270 FAX 9096769482

DIM: mm(In) SCL: 4/1 SH: 1 OF 1

PROPRIETARY NOTICE: THIS DRAWING PRINT OR DOCUMENT AND SUBJECT MATTER DISCLOSED HEREIN ARE PROPRIETARY ITEMS TO WHICH TAMURA RETAINS THE EXCLUSIVE RIGHT OF DISSEMINATION, REPRODUCTION, MANUFACTURE AND SALE. THIS DRAWING, PRINT OR DOCUMENT IS SUBMITTED IN CONFIDENCE FOR CONSIDERATION BY THE RECIPIENT ALONE UNLESS PERMISSION FOR FURTHER DISCLOSURE IS EXPRESSLY GRANTED IN WRITING.