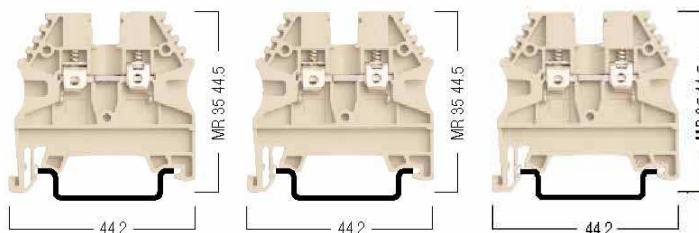
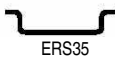
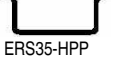











Model: ER Series








Feed-through terminals and accessories**Description**


ER type terminals are manufactured from thermoplastic raw materials. Beige is the main color, 8 different colors give users options for grouping.












	ER 2.5 width: 5mm		ER 4 width: 6mm		ER 6 width: 8mm	
Electrical ratings						
Voltage/Current/Cross section	750V~/26A/2.5mm ²		750V~/34A/4mm ²		750V~/44A/6mm ²	
VDE	750V~/24A/2.5mm ²		750V~/32A/4mm ²		630V~/41A/6mm ²	
UL	600V~/20A/AWAG 26-12		600V~/20A/AWAG 26-12		600V~/35A/AWAG 26-8	
Insulation stripping length	10mm		10mm		12mm	
Connection Data						
Solid Strand, Screw Connection	0.5-4mm ²		0.5-6mm ²		0.5-10mm ²	
Fine Strand, Screw Connection	1.5-4mm ²		1.5-6mm ²		1.5-10mm ²	
AWG Conductor	26.....12		26.....12		26.....8	
Ordering Data	Cat. No	Qty	Cat. No	Qty	Cat. No	Qty
Poliamide 6.6	ER2.5BEIGE	100	ER4BEIGE	100	ER6BEIGE	100
	ER2.5BLACK	100	ER4BLACK	100		
	ER2.5BLUE	100	ER4BLUE	100		
	ER2.5GREEN	100	ER4GREEN	100		
	ER2.5ORANGE	100	ER4ORANGE	100		
	ER2.5RED	100	ER4RED	100		
	ER2.5WHITE	100	ER4WHITE	100		
	ER2.5YELLOW	100	ER4YELLOW	100		
Mounting Rails	Type	Cat. No	Qty	Type	Cat. No	Qty
MR 35 X 7.5 Slotted	Slotted	ERS35	1m	Slotted	ERS35	1m
MR 35 X 15 Slotted	Slotted	ERS35-HPP	1m	Slotted	ERS35-HPP	1m
						
ERS35				ERS35-HPP		
End Bracket	Cat. No	Qty	Cat. No	Qty	Cat. No	Qty
 ES1	ES3BEIGE	100	ES3BEIGE	100	ES3BEIGE	100
For 35mm Din	ES1BEIGE	20	ES1BEIGE	20	ES1BEIGE	20
End Plate						
Thickness 1.5mm EP Poliamide 6.6	EP2.5-10BEIGE	100	EP2.5-10BEIGE	100	EP2.5-10BEIGE	100
						
Small Partition						
SP1	SP1BEIGE	100	SP1BEIGE	100	SP1BEIGE	100
						
Cross-Connection						
	CC2.5/2	25	CC4/2	25	CC6/2	25
	CC2.5/10	5	CC4/10	5	CC6/10	5
Warning Label						
 With symbol	WL1YEL	25	WL1YEL	25	WL1YEL	25
Without symbol	WL2YELLOW	25	WL2YELLOW	25	WL2YELLOW	25
Group Marking						
 GM	GMBEIGE	50	GMBEIGE	50	GMBEIGE	50
 GM 2	GM2	25	GM2	25	GM2	25



	ER 10 width: 10mm	ER 16 width: 12mm	ER 35 width: 16mm
Electrical ratings			
Voltage/Current/Cross section	750V~/61A/10mm ²	750V~/82A/10mm ²	750V~/135A/35mm ²
VDE	630V~/57A/10mm ²	630V~/76A/10mm ²	630V~/125A/35mm ²
UL	600V~/50A/AWAG 16-8	600V~/65A/AWAG 12-6	600V~/115A/AWAG 10-2
Insulation stripping length	12mm	16mm	18mm
Connection Data			
Solid Strand, Screw Connection	0.5-16mm ²	0.5-16mm ²	4-16mm ²
Fine Strand, Screw Connection	1.5-16mm ²	1.5-25mm ²	4-50mm ²
AWG Conductor	16.....6	14.....4	10.....1
Ordering Data	Cat. No Qty	Cat. No Qty	Cat. No Qty
Poliamide 6.6	ER10BEIGE 100	ER16BEIGE 100	ER35BEIGE 50
Mounting Rails	Type Cat. No Qty	Type Cat. No Qty	Type Cat. No Qty
MR 35 X 7.5 Slotted MR 35 X 15 Slotted	Slotted ERS35 1m Slotted ERS35-HPP 1m	Slotted ERS35 1m Slotted ERS35-HPP 1m	Slotted ERS35 1m Slotted ERS35-HPP 1m
	ERS35 ERS35-HPP		
End Bracket	Cat. No Qty	Cat. No Qty	Cat. No Qty
 ES1 For 35mm Din	ES3BEIGE 100 ES1BEIGE 20	ES3BEIGE 100 ES1BEIGE 20	ES3BEIGE 100 ES1BEIGE 20
End Plate			
Thickness 1.5mm EP Poliamide 6.6	EP2.5-10BEIGE 100	EP16BEIGE 100	
			
Small Partition			
SP1	SP1BEIGE 100		
			
Cross-Connection			
	CC10/2 25 CC10/10 5	CC16/2 25 CC16/10 5	CC35/2 25 CC35/10 5
Warning Label			
 With symbol Without symbol	WL1YEL 25 WL2YELLOW 25	WL1YEL 25 WL2YELLOW 25	WL1YEL 25 WL2YELLOW 25
Group Marking			
 GM GM 2	GMBEIGE 50 GM2 25	GMBEIGE 50 GM2 25	GMBEIGE 50 GM2 25



ER 70 width: 22mm	
Electrical ratings	
Voltage/Current/Cross section	750V~/192A/70mm ²
VDE	
UL	600V~/175A/AWAG 6-2/02
Insulation stripping length	20mm
Connection Data	
Solid Strand, Screw Connection	1016mm ²
Fine Strand, Screw Connection	10-95mm ²
AWG Conductor	6.....2/0
Ordering Data	
	Cat. No Qty
Poliamide 6.6	ER70BEIGE 10
Mounting Rails	
	Type Cat. No Qty
MR 35 X 7.5 Slotted MR 35 X 15 Slotted	Slotted ERS35 1m
 ERS35	Slotted ERS35-HPP 1m
 ERS35-HPP	
End Bracket	
	Cat. No Qty
 ES1 For 35mm Din	ES3BEIGE 100
	ES1BEIGE 20
End Plate	
Thickness 1.5mm EP Poliamide 6.6	
	
Small Partition	
SP1	
	
Cross-Connection	
	
Warning Label	
With symbol	
Without symbol	
	
Group Marking	
 GM	GMBEIGE 50
 GM 2	