


Standard Unshrouded Header Plug XG8

Standard Plugs can be used in a wide range of applications.

- The XG8 2 row plugs mates with different Omron 2 row Sockets:
 - **XG4M** Flat Cable Connector, **XG4H** Board to Board Connector and **XG5** Discrete-wire IDC Connector
- XG8A and XG8B Header / Plugs are sold in strips of 50 (single row) or 100 (double row) terminals. Simply cut the strips to the desired length / number of contacts.
- XG5Z-0002 Top Lock Levers (sold separately) ensure secure connection to Omron Sockets when used with double row, right-angle XG8W



Unshrouded Plugs

Original Header / Plug

Model	XG8V		XG8W	
	Single Row		Double Row	
	Straight	Right-angle	Straight	Right-angle
Appearance				

Header / Plug Strips

Model	XG8A		XG8B	
	Single Row		Double Row	
	Straight	Right-angle	Straight	Right-angle
Appearance				

Note: 1. See the following pages for exact part numbers

■ Ratings and Characteristics

Rated current	3 A (See note 1.)
Rated voltage	300 VAC
Contact resistance	20 mΩ max. (at 20 mV, 100 mA max.) (See note 2.)
Insulation resistance	1,000 MΩ min. (at 500 VDC)
Dielectric strength	650 VAC for 1 min. (leakage current: 1 mA max.)
Ambient temperature	Operating: -55°C to 105°C (with no icing)

- Note: 1. The rated current will depend on the Socket you are using. It is 1A if using the XG4M and 3A if using XG5, for example.
2. The contact resistance is measured with the Plug mated to an XG5M-N.

■ Materials and Finish

Model	XG8V and XG8W	XG8A and XG8B
Base	Fiber-glass reinforced PBT resin (UL94V-0)/black	
Contacts	Mating end	1) Brass/nickel base, 0.15-μm gold plating
	Terminal	2) Brass/nickel base, tin plating
		Brass/nickel base, 0.15-μm gold plating
		Brass/nickel base, tin plating

Note: Two types of contacts and mating ends, one with all gold plating and the other with all tin plating, are available. (XG8V and XG8W)

■ Applicable Sockets

XG8W and XG8B (Double Row)	XG4M Flat Cable Connectors (Sockets) XG4H Board-to-Board Connectors (Sockets) XG5M-N Discrete-wire IDC Connectors (Double-row Sockets)
-----------------------------------	--

XG8V Single-row Header Plugs

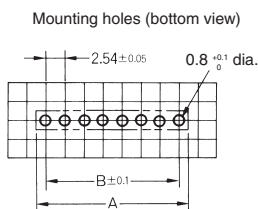
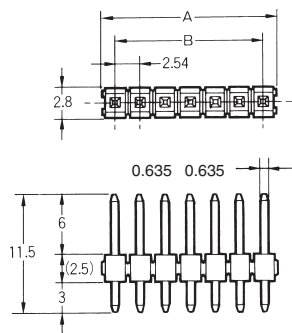
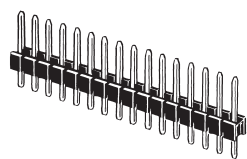
Dimensions

XG8V-□□31

(With gold-plated straight terminals)

XG8V-□□41

(With tin-plated straight terminals)



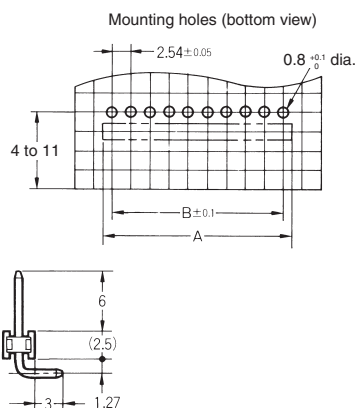
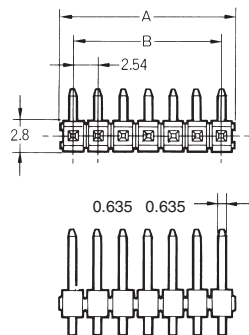
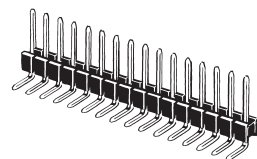
No. of contacts	Dimensions (mm)	
	A	B
3	7.6	5.08
4	10.2	7.62
5	12.7	10.16
6	15.2	12.70
7	17.8	15.24
8	20.3	17.78
10	25.4	22.86
12	30.5	27.94
13	33.0	30.48
15	38.1	35.56
16	40.6	38.10
17	43.2	40.64
20	50.8	48.26
36	91.4	88.90

XG8V-□□34

(With gold-plated right-angle terminals)

XG8V-□□44

(With tin-plated right-angle terminals)



No. of contacts	Dimensions (mm)	
	A	B
3	7.6	5.08
4	10.2	7.62
5	12.7	10.16
6	15.2	12.70
7	17.8	15.24
8	20.3	17.78
10	25.4	22.86
12	30.5	27.94
13	33.0	30.48
15	38.1	35.56
16	40.6	38.10
17	43.2	40.64
20	50.8	48.26
36	91.4	88.90

Ordering Information

Appearance	Plugs with straight terminals		Plugs with right-angle terminals		
	No. of contacts	Model (gold plated)	Model (tin plated)	Model (gold plated)	Model (tin plated)
	3	XG8V-0331	XG8V-0341	XG8V-0334	XG8V-0344
	4	XG8V-0431	XG8V-0441	XG8V-0434	XG8V-0444
	5	XG8V-0531	XG8V-0541	XG8V-0534	XG8V-0544
	6	XG8V-0631	XG8V-0641	XG8V-0634	XG8V-0644
	7	XG8V-0731	XG8V-0741	XG8V-0734	XG8V-0744
	8	XG8V-0831	XG8V-0841	XG8V-0834	XG8V-0844
	10	XG8V-1031	XG8V-1041	XG8V-1034	XG8V-1044
	12	XG8V-1231	XG8V-1241	XG8V-1234	XG8V-1244
	13	XG8V-1331	---	XG8V-1334	---
	15	XG8V-1531	---	XG8V-1534	---
	16	XG8V-1631	XG8V-1641	XG8V-1634	XG8V-1644
	17	XG8V-1731	---	XG8V-1734	---
	20	XG8V-2031	XG8V-2041	XG8V-2034	XG8V-2044
	36	XG8V-3631	XG8V-3641	XG8V-3634	XG8V-3644

XG8W Double Row Plugs for MIL Connectors

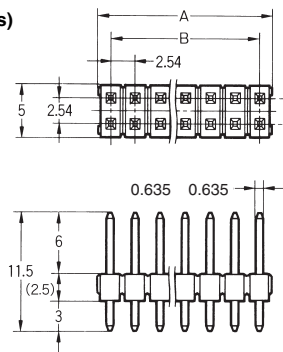
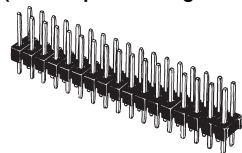
Dimensions

XG8W-□□31

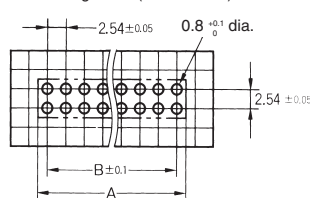
(With gold-plated straight terminals)

XG8W-□□41

(With tin plated straight terminals)



Mounting holes (bottom view)



Dimensions

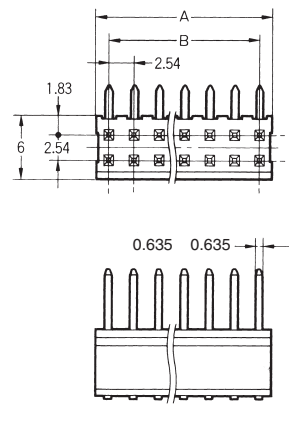

No. of contacts	Dimensions (mm)	
	A	B
10	12.7	10.16
14	17.8	15.24
16	20.3	17.78
20	25.4	22.86
26	33.0	30.48
30	38.1	35.56
34	43.2	40.46
40	50.8	48.26
50	63.5	60.96
60	76.2	73.66

XG8W-□□34

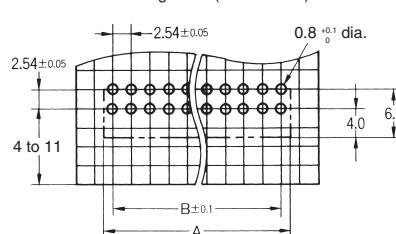
(With gold-plated right-angle terminals)

XG8W-□□44

(With tin-plated right-angle terminals)



Mounting holes (bottom view)



Dimensions

No. of contacts	Dimensions (mm)	
	A	B
20	25.4	22.86
26	33.0	30.48
30	38.1	35.56
34	43.2	40.64
40	50.8	48.26
50	63.5	60.96

Ordering Information

Appearance	Plugs with straight terminals		Plugs with right-angle terminals		
	No. of contacts	Model (gold plated)	Model (tin plated)	Model (gold plated)	Model (tin plated)
	10	XG8W-1031	XG8W-1041	—	—
	14	XG8W-1431	XG8W-1441	—	—
	16	XG8W-1631	XG8W-1641	—	—
	20	XG8W-2031	XG8W-2041	XG8W-2034	XG8W-2044
	26	XG8W-2631	XG8W-2641	XG8W-2634	XG8W-2644
	30	XG8W-3031	XG8W-3041	XG8W-3034	XG8W-3044
	34	XG8W-3431	XG8W-3441	XG8W-3434	XG8W-3444
	40	XG8W-4031	XG8W-4041	XG8W-4034	XG8W-4044
	50	XG8W-5031	XG8W-5041	XG8W-5034	XG8W-5044
	60	XG8W-6031	XG8W-6041	—	—

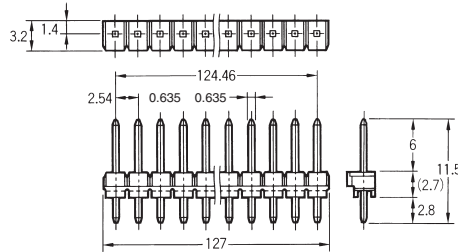

XG8A (Single-row)/XG8B (Double-row) Header Plug Strips for MIL Connectors

Dimensions

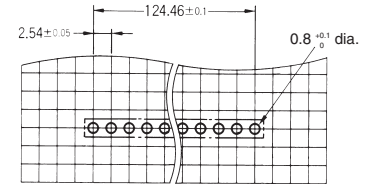
■ Single-row Plugs

XG8A-5031

(With straight terminals)

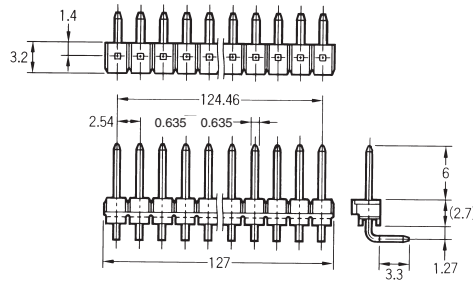



Mounting holes (bottom view)

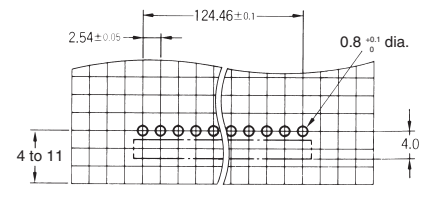


XG8A-5034

(With right-angle terminals)



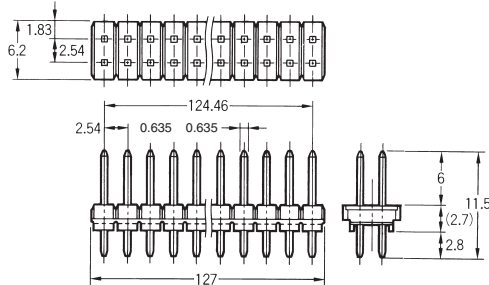

Mounting holes (bottom view)



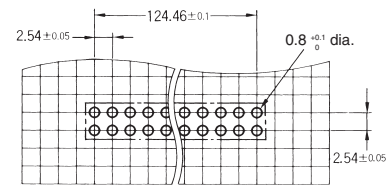
■ Double-row Plugs

XG8B-0131

(With straight terminals)

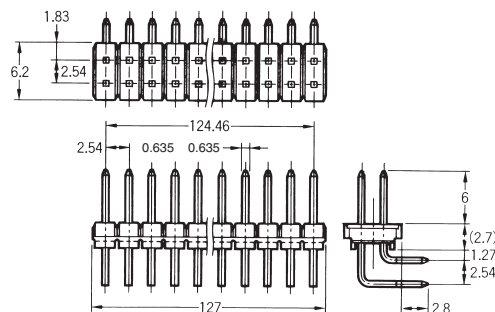
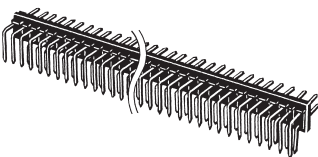


Mounting holes (bottom view)

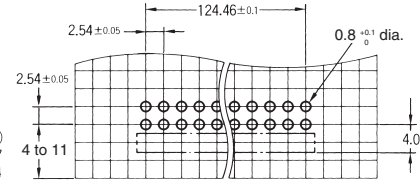


XG8B-0134

(With right-angle terminals)



Mounting holes (bottom view)



Ordering Information

Terminal type No. of contacts	Plugs with straight terminals	Plugs with right-angle terminals
	Model (gold plated contacts)	Model (gold plated contacts)
50 (Single-row)	XG8A-5031	XG8A-5034
100 (Double-row)	XG8B-0131	XG8B-0134

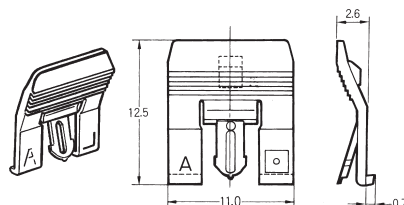
Accessories

■ Top Lock Levers

XG5Z-0002 - "Lock Lever"

Can be used to lock XG8W Double-row Right-angle Terminal Plugs to XG4M Flat Cables and XG5M-N Discrete-wire IDC Connectors. (See XG4 and XG5 Datasheets).

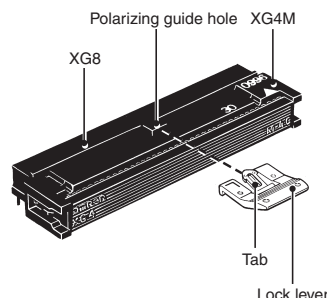
They cannot be used with XG8W Double-row Straight Terminal Plugs.



Note: Order the above model in multiples of 10 pieces.

Mounting the Lock Lever

Insert the tab on the Lock Lever into the hole on a Socket with a polarity guide. In this way, it can be locked with XG8W Right-angle Terminal Plugs.



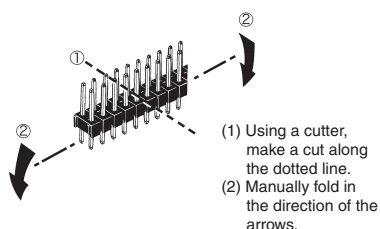
Precautions

■ Correct Use

Dividing the XG8W (with Straight Terminals), XG8V, XG8A, and XG8B

The above mentioned models may have the number of terminals and rows reduced prior to pcb assembly, using the following method:

- Using a Cutter, make a cut on the slot as indicated by the dotted line in the diagram. Then fold the Plug manually in the direction of the arrows.
- XG8W's with right-angle terminals are not designed to be divided in this manner. Do not divide the XG8W with right-angle terminals. Instead, use the XG8B Header Plug Strip with right-angle terminals, if a double-row header plug with right-angle terminals must be divided to reduce the number of terminal rows.



Automated Soldering Conditions (Jet Flow)

1. Soldering temperature: 250 ±5°C
2. Continuous soldering time: Within 5 s

All sales are subject to Omron Electronic Components LLC standard terms and conditions of sale, which can be found at http://www.components.omron.com/components/web/webfiles.nsf/sales_terms.html

ALL DIMENSIONS SHOWN ARE IN MILLIMETERS.
To convert millimeters into inches, multiply by 0.03937. To convert grams into ounces, multiply by 0.03527.

OMRON[®]

**OMRON ELECTRONIC
COMPONENTS LLC**

55 E. Commerce Drive, Suite B
Schaumburg, IL 60173

847-882-2288

OMRON ON-LINE

Global - <http://www.omron.com>

USA - <http://www.components.omron.com>